

ADAC GT Masters

Results Race 1



Provisional

Reg. Nr.: SAMS 24-01-2013

Amended
14.9.2013 - 18:49

Slovakiaring, Length: 5922 m

Air temperature: 16.1°C

Track temperature: 15.3°C

Weather condition: Wet

Saturday 14.9.2013 12:15

started : 22 classified : 21 not classified : 1

	Drivers	Team	Car	Laps	Total Time	Gap	Kph	Lap	Time	Kph
1	12 S.Knap/J.den Boer	DB Motorsport	BMW Z4 GT3	25	1:01:34.613		144,3	6	2:16.476	156,2
2	28 C.Jöns/M.Winkelhock	Prosperia C. Abt Racing	Audi R8 LMS Ultra	25	1:01:43.887	9.274	143,9	9	2:16.473	156,2
3	19 C.Hürtgen/D.Baumann	PIXUM Team Schubert	BMW Z4 GT3	25	1:01:49.165	14.552	143,7	8	2:16.600	156,1
4	10 M.Götz/M.Buhk	Polarweiss Racing	Mercedes Benz SLS AMG GT3	25	1:01:49.191	14.578	143,7	6	2:16.994	155,6
5	27 C.Mies/R.Rast	Prosperia C. Abt Racing	Audi R8 LMS Ultra	25	1:01:58.025	23.412	143,4	24	2:17.797	154,7
6	8 R.Renauer/M.Ragginger	Tonino powered by Herberth Motors	Porsche 911 GT3 R	25	1:02:03.136	28.523	143,2	22	2:18.031	154,5
7	11 S.Afanasiev/A.Simonsen	Polarweiss Racing	Mercedes Benz SLS AMG GT3	25	1:02:03.568	28.955	143,1	22	2:18.326	154,1
8	26 R.Frey/C.Haase	Prosperia C. Abt Racing	Audi R8 LMS Ultra	25	1:02:05.452	30.839	143,1	22	2:17.377	155,2
9	6 P.Frommenwiler/M.Farnbacher	Farnbacher Racing	Porsche 911 GT3 R	25	1:02:15.882	41.269	142,7	6	2:16.921	155,7
10	20 M.Sandritter/J.Müller	PIXUM Team Schubert	BMW Z4 GT3	25	1:02:26.836	52.223	142,2	11	2:18.493	153,9
11	7 D.Jahn/J.Aeberhard	Farnbacher Racing	Porsche 911 GT3 R	25	1:02:33.426	58.813	142,0	10	2:18.257	154,2
12	3 A.Wirth/C.Hohenadel	Callaway Competition	Corvette Z06.R GT3	25	1:02:33.638	59.025	142,0	9	2:19.120	153,2
13	14 F.Kechele/D.Schwager	Lambda Performance	Ford GT GT3	25	1:02:34.256	59.643	142,0	6	2:16.778	155,9
14	2 D.Alessi/D.Keilwitz	Callaway Competition	Corvette Z06.R GT3	25	1:02:34.469	59.856	142,0	19	2:18.667	153,7
15	1 F.Stoll/S.Asch	MS RACING	Audi R8 LMS Ultra	25	1:02:35.013	1:00.400	141,9	11	2:18.181	154,3
16	9 R.Bourdeaux(*G*)/A.Renauer	Tonino powered by Herberth Motors	Porsche 911 GT3 R	25	1:02:35.227	1:00.614	141,9	19	2:18.506	153,9
17	16 F.Sladecka/P.Geipel	THE BOSS YACO Racing	Audi R8 LMS Ultra	25	1:02:35.762	1:01.149	141,9	19	2:18.515	153,9
18	5 C.Nielsen(*G*)/K.Giermaziak	Farnbacher Racing	Porsche 911 GT3 R	25	1:02:51.335	1:16.722	141,3	15	2:19.599	152,7
19	41 A.von Thurn und Taxis/S.Rosina	SaReNi United	Chevrolet Camaro GT	25	1:02:53.105	1:18.492	141,3	16	2:19.939	152,3
20	17 R.Lips(*G*)/L.Marionek	Callaway Competition	Corvette Z06.R GT3	25	1:03:30.662	1:56.049	139,9	9	2:20.217	152,0
21	18 T.Seiler(*G*)/M.Parisy	Callaway Competition	Corvette Z06.R GT3	21	1:03:47.551	4LAPS	117,0	17	2:18.184	154,3
not classified										
	100 A.Patel/D.Dobitsch	MS RACING	Audi R8 LMS Ultra	8	21:39.556	17LAPS	131,2	8	2:19.643	152,7

Fastest lap of the race. Car 28 driver Jöns on lap 9. Time 2:16.473, average speed 156,2 km/h.

Following stewards decision no. 25 - 30s penalty for the car no. 1


(*G*) marks the Gentlemen driver

Subject to final scrutineering!

Publications Time:

Clerk of the course:

Time Keeping:



ADAC GT Masters

Lap chart Race 1

Provisional




Slovakiaring, Length: 5922 m

Saturday 14.9.2013 12:15

POS	1	2	3	4	5	6	7	8	9	10	11	12	13	14	15	16	17	18	19	20	21	22	23	24
LAP 1	14	12	6	10	27	20	28	7	19	8	3	11	26	16	17	9	5	18	100	1	41	2		
LAP 2	14	12	6	10	27	20	28	7	19	8	3	11	26	16	17	9	5	18	100	1	41	2		
LAP 3	14	12	6	10	27	20	28	7	19	8	3	11	26	16	17	9	5	18	100	1	41	2		
LAP 4	14	12	6	10	20	27	19	28	7	8	11	3	16	26	17	1	9	5	2	100	41	18		
LAP 5	14	12	6	10	19	28	7	27	8	11	20	3	26	1	17	9	16	2	5	100	41	18		
LAP 6	14	12	6	10	28	19	7	27	8	11	3	20	26	1	17	9	16	2	100	5	41	18		
LAP 7	14	12	6	10	28	19	7	27	11	8	3	20	26	1	17	9	100	16	2	5	41	18		
LAP 8	14	12	6	10	28	19	7	27	11	8	3	20	1	17	100	9	26	16	2	5	41	18		
LAP 9	14	12	10	28	19	7	27	11	8	6	3	20	1	17	26	9	16	2	5	41	18			
LAP 10	14	12	10	28	19	7	27	11	8	6	1	20	3	17	2	.26	.9	.16	.5	41	.18			
LAP 11	12	14	10	28	19	7	27	11	8	6	1	20	3	.2	.17	.41	26	9	5	16	18'			
LAP 12	12	14	10	28	19	7	27	8	.11	6	1	.20	.3	26	9	2	5	16	41	17	18'			
LAP 13	.12	.14	.10	.28	.19	.7	.27	.8	.6	.1	11	20	26	3	9	2	5	16	41	17	18			
LAP 14	12	14	10	28	19	7	27	11	8	1	6	26	20	3	9	2	5	16	41	17	18			
LAP 15	12	14	10	28	19	7	27	11	8	1	6	26	20	3	9	2	5	16	41	17	18			
LAP 16	12	14	10	28	19	27	11	8	1	7	6	26	20	3	9	2	5	16	41	17	18			
LAP 17	12	14	10	28	19	27	8	11	1	6	26	7	20	3	9	2	5	16	41	17	18			
LAP 18	12	14	10	28	19	27	8	11	1	6	26	7	20	9	3	2	16	5	41	17	.18			
LAP 19	12	14	28	10	19	27	8	11	1	6	26	7	20	9	3	2	16	5	41	17	18'			
LAP 20	12	28	10	19	.14	27	8	11	1	6	26	7	20	9	3	2	16	5	41	17	18'			
LAP 21	12	28	10	19	27	8	11	1	6	26	20	7	14	9	3	2	16	5	41	17	18'			
LAP 22	12	28	10	19	27	8	11	1	26	6	20	7	14	9	3	2	16	5	41	17	.18'			
LAP 23	12	28	10	19	27	8	11	1	26	6	20	7	14	9	3	2	16	5	41	17				
LAP 24	12	28	10	19	27	8	11	1	26	6	20	7	14	9	3	2	16	5	41	17				
LAP 25	12	28	19	10	27	8	11	1	26	6	20	7	3	14	2	9	16	5	41	17				

. - PIT STOP ' - LAP BEHIND



ADAC GT Masters

Lap Analysis Race 1



Provisional

Reg. Nr.: SAMS 24-01-2013

Saturday 14.9.2013 12:15

Slovakiaring, Length: 5922 m

Air temperature: 14.2°C

Track temperature: 14.8°C


Weather condition: Wet

Lap	Time	SE1	SP1	SE2	SP2	SE3	SP3	Lap	Time	SE1	SP1	SE2	SP2	SE3	SP3
1 Florian Stoll, DEU/ Sebastian Asch, DEU								theoretical besttime: 2:17.776							
1	3:44.270	1:37.325		1:30.310		36.635		14	3:28.397	1:53.329		1:07.553		27.515	
2	3:09.121	1:04.604		1:25.124		39.393		15	2:19.042	45.147		1:06.651		27.244	
3	2:58.805	1:02.463		1:21.122		35.220		16	2:19.467	45.118		1:06.997		27.352	
4	2:21.197	46.088		1:08.119		26.990		17	2:19.705	44.891		1:07.489		27.325	
5	2:18.563	45.074		1:06.558		26.931		18	2:18.887	44.823		1:06.881		27.183	
6	2:20.187	44.848		1:08.241		27.098		19	2:18.854	44.818		1:06.890		27.146	
7	2:19.333	44.955		1:07.175		27.203		20	2:18.589	44.589		1:06.806		27.194	
8	2:19.310	44.538		1:07.807		26.965		21	2:18.570	44.730		1:06.799		27.041	
9	2:18.959	44.486		1:07.332		27.141		22	2:18.193	44.521		1:06.548		27.124	
10	2:19.279	44.642		1:07.519		27.118		23	2:18.610	44.651		1:06.715		27.244	
11	2:18.181	44.412		1:06.785		26.984		24	2:18.405	44.332		1:07.000		27.073	
12	2:19.592	44.517		1:08.179		26.896		25	2:19.310	45.008		1:06.979		27.323	
13	2:22.187	44.380		1:06.602		31.205									

2 Diego Alessi, ITA/ Daniel Keilwitz, DEU								theoretical besttime: 2:18.458							
1	3:46.514	1:39.731		1:29.957		36.826		14	2:19.891	44.476		1:08.117		27.298	
2	3:09.500	1:04.865		1:25.134		39.501		15	2:19.276	44.109		1:08.073		27.094	
3	2:57.291	1:02.376		1:21.605		33.310		16	2:19.109	44.163		1:07.825		27.121	
4	2:22.746	46.241		1:09.262		27.243		17	2:19.343	44.432		1:07.867		27.044	
5	2:21.514	45.457		1:08.676		27.381		18	2:18.994	44.125		1:07.855		27.014	
6	2:21.676	45.910		1:08.394		27.372		19	2:18.667	43.716		1:07.777		27.174	
7	2:22.605	46.235		1:09.092		27.278		20	2:18.769	43.885		1:07.893		26.991	
8	2:20.802	45.101		1:08.483		27.218		21	2:19.164	44.240		1:07.751		27.173	
9	2:20.752	44.982		1:08.602		27.168		22	2:19.221	44.063		1:08.056		27.102	
10	2:20.650	44.306		1:08.587		27.757		23	2:20.362	44.803		1:08.373		27.186	
11	2:25.244	44.785		1:08.734		31.725		24	2:21.728	45.421		1:09.024		27.283	
12	3:28.994	1:52.426		1:09.220		27.348		25	2:21.327	45.157		1:08.866		27.304	
13	2:20.330	44.535		1:08.534		27.261									

3 Andreas Wirth, DEU/ Christian Hohenadel, DEU								theoretical besttime: 2:18.537							
1	3:36.652	1:28.345		1:30.711		37.596		14	2:21.781	45.517		1:08.647		27.617	
2	3:08.143	1:02.774		1:27.091		38.278		15	2:19.830	44.765		1:07.737		27.328	
3	3:01.473	1:01.725		1:24.042		35.706		16	2:19.539	44.394		1:07.934		27.211	
4	2:22.911	47.599		1:07.909		27.403		17	2:19.746	44.546		1:07.878		27.322	
5	2:21.030	45.460		1:08.161		27.409		18	2:20.848	44.439		1:09.078		27.331	
6	2:20.010	45.289		1:07.632		27.089		19	2:19.714	44.606		1:07.914		27.194	
7	2:19.518	44.878		1:07.590		27.050		20	2:19.308	44.208		1:07.896		27.204	
8	2:19.420	44.699		1:07.615		27.106		21	2:19.171	43.980		1:07.953		27.238	
9	2:19.120	44.517		1:07.582		27.021		22	2:20.086	44.494		1:08.223		27.369	
10	2:29.021	44.780		1:09.493		34.748		23	2:21.187	45.480		1:08.313		27.394	
11	2:19.395	44.707		1:07.713		26.975		24	2:21.819	45.440		1:08.992		27.387	
12	2:24.126	44.455		1:07.970		31.701		25	2:20.774	44.855		1:08.215		27.704	
13	3:29.016	1:52.904		1:08.507		27.605									

5 Christina Nielsen, DNK/ Kuba Giermaziak, POL								theoretical besttime: 2:18.947							
1	3:41.858	1:33.767		1:30.555		37.536		14	2:19.769	45.148		1:07.317		27.304	
2	3:09.127	1:03.799		1:25.797		39.531		15	2:19.599	45.078		1:07.304		27.217	
3	2:58.612	1:02.415		1:21.624		34.573		16	2:20.657	45.473		1:07.912		27.272	
4	2:24.994	48.395		1:09.218		27.381		17	2:20.437	45.305		1:07.629		27.503	
5	2:23.361	46.807		1:09.073		27.481		18	2:21.752	45.244		1:08.653		27.855	
6	2:22.425	46.122		1:08.683		27.620		19	2:21.302	45.566		1:08.292		27.444	
7	2:21.856	45.557		1:08.852		27.447		20	2:20.898	45.483		1:07.966		27.449	
8	2:21.339	45.876		1:08.057		27.406		21	2:20.618	45.166		1:08.046		27.406	
9	2:20.602	44.667		1:08.436		27.499		22	2:21.067	45.379		1:08.192		27.496	
10	2:26.174	44.744		1:08.326		33.104		23	2:21.587	45.387		1:08.678		27.522	
11	3:29.858	1:54.247		1:08.079		27.532		24	2:21.789	45.779		1:08.567		27.443	
12	2:20.444	45.826		1:07.113		27.505		25	2:21.438	45.312		1:08.300		27.826	
13	2:19.772	45.316		1:07.063		27.393									



ADAC GT Masters

Lap Analysis Race 1



Provisional

Reg. Nr.: SAMS 24-01-2013

Saturday 14.9.2013 12:15

Slovakiaring, Length: 5922 m

Air temperature: 14.2°C

Track temperature: 14.8°C


Weather condition: Wet

Lap	Time	SE1	SP1	SE2	SP2	SE3	SP3	Lap	Time	SE1	SP1	SE2	SP2	SE3	SP3
6	Philipp Frommenwiler, CHE/ Mario Farnbacher, DEU							theoretical besttime: 2:16.598							
1	3:28.047	1:18.792		1:31.926		37.329		14	3:30.331	1:55.363		1:07.530		27.438	
2	3:08.175	1:02.832		1:28.609		36.734		15	2:19.307	45.292		1:06.810		27.205	
3	3:05.075	1:02.045		1:25.767		37.263		16	2:19.345	45.076		1:06.867		27.402	
4	2:19.465	45.036		1:07.115		27.314		17	2:19.652	44.990		1:07.349		27.313	
5	2:17.209	44.435		1:05.957		26.817		18	2:19.168	45.060		1:06.750		27.358	
6	2:16.921	44.353		1:05.606		26.962		19	2:18.799	44.583		1:06.942		27.274	
7	2:17.041	44.201		1:05.714		27.126		20	2:18.997	44.967		1:06.898		27.132	
8	2:17.735	44.586		1:06.190		26.959		21	2:20.027	44.595		1:07.179		28.253	
9	2:38.165	44.285		1:05.673		48.207		22	2:19.326	45.089		1:06.945		27.292	
10	2:20.464	45.868		1:07.395		27.201		23	2:24.535	44.567		1:12.864		27.104	
11	2:17.768	44.373		1:06.283		27.112		24	2:19.488	44.733		1:07.605		27.150	
12	2:18.811	44.990		1:06.801		27.020		25	2:19.486	44.469		1:07.611		27.406	
13	2:22.545	44.175		1:06.567		31.803									

Lap	Time	SE1	SP1	SE2	SP2	SE3	SP3	Lap	Time	SE1	SP1	SE2	SP2	SE3	SP3
7	David Jahn, DEU/ Jürg Aeberhard, CHE							theoretical besttime: 2:17.864							
1	3:34.039	1:25.204		1:30.770		38.065		14	3:31.141	1:54.002		1:09.307		27.832	
2	3:08.062	1:01.988		1:28.361		37.713		15	2:21.545	45.570		1:08.437		27.538	
3	3:02.064	1:01.925		1:24.063		36.076		16	2:23.759	45.127		1:10.422		28.210	
4	2:22.504	47.513		1:07.619		27.372		17	2:22.178	45.907		1:08.535		27.736	
5	2:20.135	45.738		1:07.206		27.191		18	2:21.734	45.662		1:08.501		27.571	
6	2:19.079	44.903		1:06.991		27.185		19	2:22.053	45.810		1:08.605		27.638	
7	2:18.720	44.527		1:07.099		27.094		20	2:21.735	45.779		1:08.378		27.578	
8	2:18.475	44.427		1:07.015		27.033		21	2:21.937	45.509		1:08.920		27.508	
9	2:18.326	44.344		1:06.823		27.159		22	2:22.166	45.897		1:08.526		27.743	
10	2:18.257	44.329		1:07.033		26.895		23	2:21.806	45.485		1:08.732		27.589	
11	2:18.309	44.146		1:07.013		27.150		24	2:22.113	45.602		1:08.951		27.560	
12	2:18.527	44.248		1:07.038		27.241		25	2:21.405	45.154		1:08.536		27.715	
13	2:23.357	44.666		1:07.272		31.419									

Lap	Time	SE1	SP1	SE2	SP2	SE3	SP3	Lap	Time	SE1	SP1	SE2	SP2	SE3	SP3
8	Robert Renauer, DEU/ Martin Ragginger, AUT							theoretical besttime: 2:17.751							
1	3:35.621	1:27.257		1:30.249		38.115		14	3:27.600	1:52.157		1:07.774		27.669	
2	3:07.782	1:02.218		1:27.891		37.673		15	2:20.277	45.531		1:07.292		27.454	
3	3:01.862	1:02.098		1:24.329		35.435		16	2:20.629	45.178		1:07.881		27.570	
4	2:21.899	46.997		1:07.436		27.466		17	2:18.722	44.701		1:06.638		27.383	
5	2:21.136	45.892		1:07.859		27.385		18	2:19.261	44.567		1:07.370		27.324	
6	2:18.980	45.146		1:06.653		27.181		19	2:18.271	44.283		1:06.731		27.257	
7	2:19.925	45.773		1:06.922		27.230		20	2:18.206	44.097		1:06.781		27.328	
8	2:19.069	44.981		1:06.719		27.369		21	2:18.502	44.332		1:06.891		27.279	
9	2:18.790	44.793		1:06.644		27.353		22	2:18.031	43.936		1:06.634		27.461	
10	2:19.346	45.026		1:07.091		27.229		23	2:18.558	44.179		1:07.013		27.366	
11	2:18.899	44.815		1:06.861		27.223		24	2:18.346	44.013		1:07.015		27.318	
12	2:19.631	45.163		1:07.072		27.396		25	2:20.278	45.447		1:07.330		27.501	
13	2:23.515	44.684		1:07.293		31.538									

Lap	Time	SE1	SP1	SE2	SP2	SE3	SP3	Lap	Time	SE1	SP1	SE2	SP2	SE3	SP3
9	Rene Bourdeaux, DEU/ Alfred Renauer, DEU							theoretical besttime: 2:17.663							
1	3:41.342	1:32.916		1:31.022		37.404		14	2:19.488	44.553		1:07.518		27.417	
2	3:08.927	1:03.046		1:26.481		39.400		15	2:19.728	44.917		1:07.533		27.278	
3	2:59.190	1:01.189		1:23.160		34.841		16	2:19.466	44.649		1:07.716		27.101	
4	2:24.553	48.099		1:08.433		28.021		17	2:19.771	44.850		1:07.621		27.300	
5	2:22.635	47.096		1:07.969		27.570		18	2:19.860	44.612		1:08.181		27.067	
6	2:21.039	46.162		1:07.512		27.365		19	2:18.506	44.138		1:07.125		27.243	
7	2:21.740	45.951		1:08.200		27.589		20	2:19.197	44.570		1:07.349		27.278	
8	2:20.908	45.371		1:08.206		27.331		21	2:20.265	44.839		1:08.028		27.398	
9	2:20.796	46.214		1:07.311		27.271		22	2:20.211	44.878		1:07.900		27.433	
10	2:26.948	45.727		1:08.580		32.641		23	2:21.644	45.484		1:08.659		27.501	
11	3:25.112	1:51.203		1:06.458		27.451		24	2:22.071	45.591		1:08.890		27.590	
12	2:20.293	45.004		1:08.071		27.218		25	2:22.431	46.232		1:08.552		27.647	
13	2:19.106	44.976		1:06.958		27.172									



ADAC GT Masters



Lap Analysis Race 1

Provisional

Reg. Nr.: SAMS 24-01-2013

Saturday 14.9.2013 12:15

Slovakiaring, Length: 5922 m

Air temperature: 14.2°C

Track temperature: 14.8°C


Weather condition: Wet

Lap	Time	SE1	SP1	SE2	SP2	SE3	SP3	Lap	Time	SE1	SP1	SE2	SP2	SE3	SP3
10 Maximilian Götz, DEU/ Maximilian Buhk, DEU								theoretical besttime: 2:16.273							
1	3:28.909	1:19.550		1:32.103		37.256		14	3:29.606	1:52.784		1:09.563		27.259	
2	3:08.299	1:02.715		1:28.633		36.951		15	2:20.809	44.797		1:08.515		27.497	
3	3:04.491	1:02.217		1:25.177		37.097		16	2:19.999	44.681		1:08.122		27.196	
4	2:19.423	45.405		1:06.915		27.103		17	2:19.639	44.493		1:07.942		27.204	
5	2:17.988	44.931		1:06.212		26.845		18	2:19.339	44.321		1:07.965		27.053	
6	2:16.994	44.255		1:05.720		27.019		19	2:20.335	44.295		1:08.864		27.176	
7	2:17.066	44.281		1:05.936		26.849		20	2:19.516	44.339		1:07.953		27.224	
8	2:17.421	44.122		1:06.516		26.783		21	2:18.671	44.013		1:07.596		27.062	
9	2:17.457	44.264		1:06.126		27.067		22	2:18.220	43.929		1:07.283		27.008	
10	2:17.400	44.069		1:06.407		26.924		23	2:18.522	43.945		1:07.483		27.094	
11	2:19.475	45.274		1:07.047		27.154		24	2:19.187	44.481		1:07.678		27.028	
12	2:18.329	44.753		1:06.527		27.049		25	2:19.003	43.770		1:07.780		27.453	
13	2:23.093	44.519		1:06.644		31.930									

11 Sergey Afanasiev, RUS/ Andreas Simonsen, SWE								theoretical besttime: 2:17.287							
1	3:37.378	1:28.909		1:30.989		37.480		14	2:21.184	45.446		1:08.253		27.485	
2	3:08.428	1:02.504		1:27.636		38.288		15	2:20.090	45.349		1:07.519		27.222	
3	3:01.173	1:01.288		1:24.170		35.715		16	2:21.157	44.938		1:08.644		27.575	
4	2:20.526	45.925		1:07.459		27.142		17	2:20.308	45.019		1:08.000		27.289	
5	2:21.126	45.917		1:07.951		27.258		18	2:18.892	44.219		1:07.352		27.321	
6	2:19.139	45.209		1:06.766		27.164		19	2:18.494	44.171		1:07.154		27.169	
7	2:18.627	44.332		1:07.187		27.108		20	2:18.416	44.168		1:07.049		27.199	
8	2:18.436	44.997		1:06.432		27.007		21	2:18.407	44.038		1:07.162		27.207	
9	2:18.403	44.326		1:06.910		27.167		22	2:18.326	43.951		1:07.263		27.112	
10	2:19.209	44.283		1:07.426		27.500		23	2:18.884	43.848		1:07.870		27.166	
11	2:18.950	44.565		1:07.195		27.190		24	2:18.675	44.019		1:07.390		27.266	
12	2:22.739	44.412		1:06.607		31.720		25	2:18.366	43.983		1:07.096		27.287	
13	3:28.235	1:52.790		1:08.086		27.359									

12 Simon Knap, NLD/ Jeroen den Boer, NLD								theoretical besttime: 2:16.235							
1	3:27.124	1:18.249		1:31.941		36.934		14	3:25.779	1:51.425		1:07.052		27.302	
2	3:08.423	1:03.211		1:28.489		36.723		15	2:18.215	44.365		1:06.721		27.129	
3	3:05.535	1:01.962		1:25.832		37.741		16	2:17.779	43.907		1:06.788		27.084	
4	2:19.092	44.803		1:06.970		27.319		17	2:18.075	44.283		1:06.536		27.256	
5	2:16.902	44.289		1:05.593		27.020		18	2:18.231	43.849		1:07.005		27.377	
6	2:16.476	43.927		1:05.582		26.967		19	2:18.805	44.274		1:07.121		27.410	
7	2:16.749	43.686		1:05.965		27.098		20	2:18.849	44.288		1:07.078		27.483	
8	2:17.725	44.454		1:06.100		27.171		21	2:19.887	44.897		1:07.619		27.371	
9	2:18.041	44.248		1:06.460		27.333		22	2:18.640	44.230		1:07.157		27.253	
10	2:18.518	44.481		1:06.652		27.385		23	2:19.310	44.132		1:07.714		27.464	
11	2:17.248	44.616		1:05.634		26.998		24	2:19.500	44.495		1:07.584		27.421	
12	2:16.819	43.687		1:06.036		27.096		25	2:20.636	44.887		1:08.056		27.693	
13	2:22.255	44.232		1:06.163		31.860									

14 Frank Kechele, DEU/ Dominik Schwager, BEL								theoretical besttime: 2:16.528							
1	3:26.757	1:16.923		1:32.593		37.241		14	3:30.549	1:53.481		1:09.248		27.820	
2	3:08.143	1:02.485		1:28.724		36.934		15	2:20.643	44.603		1:08.406		27.634	
3	3:05.916	1:01.301		1:26.679		37.936		16	2:19.838	44.516		1:07.913		27.409	
4	2:18.030	44.872		1:06.307		26.851		17	2:19.764	44.655		1:07.694		27.415	
5	2:17.104	44.154		1:05.965		26.985		18	2:19.336	44.268		1:07.676		27.392	
6	2:16.778	43.857		1:05.852		27.069		19	2:19.366	44.339		1:07.581		27.446	
7	2:17.078	43.825		1:06.205		27.048		20	2:24.947	44.523		1:07.620		32.804	
8	2:17.663	44.310		1:06.180		27.173		21	2:48.517	1:13.401		1:07.702		27.414	
9	2:18.437	44.336		1:06.746		27.355		22	2:20.583	45.170		1:07.764		27.649	
10	2:18.595	44.353		1:06.740		27.502		23	2:21.660	45.456		1:08.594		27.610	
11	2:19.130	45.352		1:06.426		27.352		24	2:22.164	45.512		1:08.832		27.820	
12	2:19.198	45.108		1:06.682		27.408		25	2:21.721	45.224		1:08.581		27.916	
13	2:22.339	44.249		1:06.845		31.245									



ADAC GT Masters



Lap Analysis Race 1

Provisional

Reg. Nr.: SAMS 24-01-2013

Saturday 14.9.2013 12:15

Slovakiaring, Length: 5922 m

Air temperature: 14.2°C

Track temperature: 14.8°C


Weather condition: Wet

Lap	Time	SE1	SP1	SE2	SP2	SE3	SP3	Lap	Time	SE1	SP1	SE2	SP2	SE3	SP3
16 Filip Sladecka, SVK/ Philip Geipel, DEU								theoretical besttime: 2:18.203							
1	3:39.524	1:30.570		1:31.473		37.481		14	2:18.901	44.530		1:07.057		27.314	
2	3:08.363	1:01.991		1:27.184		39.188		15	2:22.140	44.647		1:10.356		27.137	
3	2:59.784	1:00.860		1:23.811		35.113		16	2:18.806	44.513		1:07.014		27.279	
4	2:21.950	46.510		1:08.305		27.135		17	2:19.391	44.483		1:07.316		27.592	
5	2:27.900	45.303		1:08.431		34.166		18	2:19.895	44.838		1:07.825		27.232	
6	2:20.830	45.573		1:07.793		27.464		19	2:18.515	44.292		1:06.792		27.431	
7	2:21.777	45.520		1:08.715		27.542		20	2:18.718	44.285		1:07.055		27.378	
8	2:21.359	45.414		1:08.285		27.660		21	2:19.200	44.452		1:07.306		27.442	
9	2:20.435	45.205		1:07.912		27.318		22	2:19.089	44.311		1:07.209		27.569	
10	2:27.092	45.225		1:08.623		33.244		23	2:19.253	44.521		1:07.486		27.246	
11	3:33.105	1:57.718		1:07.903		27.484		24	2:19.797	44.700		1:07.562		27.535	
12	2:20.412	44.956		1:07.537		27.919		25	2:19.597	44.276		1:07.962		27.359	
13	2:19.929	45.259		1:07.261		27.409									

17 Remo Lips, CHE/ Lennart Marioneck, DEU								theoretical besttime: 2:19.881							
1	3:40.193	1:31.793		1:31.190		37.210		14	2:23.799	45.484		1:10.055		28.260	
2	3:08.665	1:02.663		1:26.813		39.189		15	2:22.407	45.233		1:09.255		27.919	
3	2:59.568	1:01.403		1:22.962		35.203		16	2:22.262	45.117		1:09.418		27.727	
4	2:24.175	47.225		1:09.566		27.384		17	2:22.336	44.860		1:09.395		28.081	
5	2:22.504	45.853		1:09.109		27.542		18	2:22.274	44.898		1:09.621		27.755	
6	2:22.274	45.515		1:09.332		27.427		19	2:22.757	44.893		1:09.674		28.190	
7	2:21.688	45.001		1:09.244		27.443		20	2:22.396	44.937		1:09.703		27.756	
8	2:20.220	44.693		1:08.266		27.261		21	2:22.512	44.859		1:09.629		28.024	
9	2:20.217	44.408		1:08.602		27.207		22	2:23.218	45.326		1:09.964		27.928	
10	2:23.183	45.586		1:09.844		27.753		23	2:22.689	44.986		1:09.893		27.810	
11	2:30.386	45.778		1:11.191		33.417		24	2:22.625	45.304		1:09.652		27.669	
12	3:40.800	2:01.642		1:10.775		28.383		25	2:23.796	45.957		1:10.313		27.526	
13	2:23.718	45.882		1:10.012		27.824									

18 Toni Seiler, CHE/ Mike Parisy, FRA								theoretical besttime: 2:18.118							
1	3:42.688	1:34.704		1:31.226		36.758		12	2:21.416	45.762		1:08.322		27.332	
2	3:09.112	1:03.760		1:26.062		39.290		13	2:19.813	45.154		1:07.612		27.047	
3	3:00.139	1:01.967		1:21.967		36.205		14	2:20.286	45.309		1:07.794		27.183	
4	2:32.367	49.546		1:13.912		28.909		15	2:19.265	44.675		1:07.559		27.031	
5	2:28.593	48.132		1:11.906		28.555		16	2:18.524	44.229		1:07.495		26.800	
6	2:27.234	47.598		1:10.980		28.656		17	2:18.184	44.083		1:07.235		26.866	
7	2:28.312	48.094		1:11.542		28.676		18	2:43.660	44.476		1:16.960		42.224	
8	2:26.894	47.272		1:10.025		29.597		19	10:40.968	8:46.980		1:20.093		33.895	
9	2:27.091	47.383		1:10.870		28.838		20	2:43.264	56.547		1:13.562		33.155	
10	2:33.620	47.952		1:11.180		34.488		21	2:51.440	1:01.302		1:16.728		33.410	
11	3:34.681	1:54.869		1:11.944		27.868									

19 Claudia Hürtgen, DEU/ Dominik Baumann, AUT								theoretical besttime: 2:16.232							
1	3:34.611	1:26.188		1:30.453		37.970		14	3:27.588	1:52.509		1:07.695		27.384	
2	3:07.934	1:02.259		1:28.013		37.662		15	2:20.646	44.977		1:08.245		27.424	
3	3:02.196	1:01.976		1:24.363		35.857		16	2:20.045	44.551		1:08.180		27.314	
4	2:20.711	45.846		1:07.478		27.387		17	2:19.611	44.773		1:07.768		27.070	
5	2:18.599	45.342		1:06.280		26.977		18	2:19.193	44.463		1:07.798		26.932	
6	2:19.085	44.415		1:07.568		27.102		19	2:19.931	44.735		1:07.980		27.216	
7	2:17.401	44.428		1:05.742		27.231		20	2:19.297	44.363		1:08.047		26.887	
8	2:16.600	44.132		1:05.484		26.984		21	2:18.984	44.719		1:07.367		26.898	
9	2:16.847	44.086		1:05.729		27.032		22	2:18.380	43.971		1:07.492		26.917	
10	2:17.686	44.605		1:05.921		27.160		23	2:18.603	44.229		1:07.241		27.133	
11	2:17.884	44.308		1:06.105		27.471		24	2:18.991	44.192		1:07.673		27.126	
12	2:17.267	44.437		1:05.819		27.011		25	2:18.467	43.861		1:07.435		27.171	
13	2:22.608	44.336		1:06.287		31.985									



ADAC GT Masters

Lap Analysis Race 1



Provisional

Reg. Nr.: SAMS 24-01-2013

Saturday 14.9.2013 12:15

Slovakiaring, Length: 5922 m

Air temperature: 14.2°C

Track temperature: 14.8°C

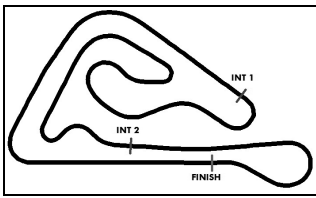
Weather condition: Wet

Lap	Time	SE1	SP1	SE2	SP2	SE3	SP3	Lap	Time	SE1	SP1	SE2	SP2	SE3	SP3
20 Max Sandritter, DEU/ Jörg Müller, DEU								theoretical besttime: 2:17.377							
1	3:31.711	1:22.104		1:31.433		38.174		14	2:21.392	45.456		1:08.229		27.707	
2	3:07.753	1:02.172		1:28.281		37.300		15	2:19.929	45.147		1:07.356		27.426	
3	3:03.073	1:02.674		1:24.464		35.935		16	2:19.744	44.865		1:07.274		27.605	
4	2:19.868	46.055		1:06.658		27.155		17	2:19.448	44.659		1:07.495		27.294	
5	2:27.681	44.563		1:06.336		36.782		18	2:19.303	44.558		1:07.321		27.424	
6	2:20.548	45.848		1:07.552		27.148		19	2:19.898	44.873		1:07.697		27.328	
7	2:19.974	44.733		1:07.934		27.307		20	2:20.376	44.753		1:08.110		27.513	
8	2:19.403	44.322		1:07.742		27.339		21	2:20.076	44.841		1:07.704		27.531	
9	2:19.675	44.630		1:07.566		27.479		22	2:20.160	44.725		1:07.643		27.792	
10	2:20.817	45.597		1:07.989		27.231		23	2:20.624	45.111		1:08.165		27.348	
11	2:18.493	44.001		1:07.452		27.040		24	2:20.827	44.875		1:08.050		27.902	
12	2:23.897	44.063		1:08.377		31.457		25	2:20.711	45.043		1:08.016		27.652	
13	3:31.455	1:55.375		1:08.241		27.839									

26 Rahel Frey, CHE/ Christopher Haase, DEU								theoretical besttime: 2:17.038							
1	3:38.114	1:29.593		1:31.437		37.084		14	2:18.832	44.680		1:06.880		27.272	
2	3:08.530	1:02.612		1:27.310		38.608		15	2:17.641	44.218		1:06.262		27.161	
3	3:00.853	1:01.383		1:23.835		35.635		16	2:17.702	44.323		1:06.469		26.910	
4	2:23.326	47.179		1:09.184		26.963		17	2:18.131	44.201		1:06.749		27.181	
5	2:20.262	45.718		1:07.546		26.998		18	2:17.921	44.219		1:06.571		27.131	
6	2:20.731	45.223		1:08.478		27.030		19	2:18.260	44.260		1:06.822		27.178	
7	2:19.238	44.471		1:07.666		27.101		20	2:19.116	44.979		1:07.103		27.034	
8	2:29.434	44.504		1:17.767		27.163		21	2:19.540	44.353		1:07.514		27.673	
9	2:19.211	44.428		1:07.824		26.959		22	2:17.377	44.079		1:06.305		26.993	
10	2:24.860	44.850		1:07.998		32.012		23	2:17.567	43.866		1:06.734		26.967	
11	3:24.543	1:50.846		1:06.741		26.956		24	2:18.122	44.037		1:07.028		27.057	
12	2:18.171	44.343		1:06.693		27.135		25	2:19.336	45.062		1:07.060		27.214	
13	2:18.634	45.061		1:06.433		27.140									

27 Christopher Mies, DEU/ Rene Rast, DEU								theoretical besttime: 2:17.509							
1	3:30.368	1:21.020		1:31.822		37.526		14	3:28.120	1:52.020		1:08.567		27.533	
2	3:08.300	1:02.546		1:28.451		37.303		15	2:20.003	45.254		1:07.361		27.388	
3	3:03.548	1:02.390		1:24.918		36.240		16	2:20.075	44.990		1:07.750		27.335	
4	2:22.785	47.254		1:08.299		27.232		17	2:18.783	44.622		1:07.030		27.131	
5	2:22.779	45.118		1:10.564		27.097		18	2:18.543	44.618		1:06.848		27.077	
6	2:18.966	44.653		1:07.245		27.068		19	2:18.404	44.251		1:07.113		27.040	
7	2:19.058	44.722		1:07.276		27.060		20	2:18.328	44.534		1:06.679		27.115	
8	2:18.409	44.629		1:06.875		26.905		21	2:17.958	44.009		1:06.724		27.225	
9	2:18.154	44.439		1:06.732		26.983		22	2:18.079	44.136		1:07.008		26.935	
10	2:19.546	44.403		1:07.709		27.434		23	2:18.100	44.266		1:06.801		27.033	
11	2:18.962	44.353		1:07.551		27.058		24	2:17.797	43.976		1:06.628		27.193	
12	2:19.796	45.442		1:07.246		27.108		25	2:18.859	44.109		1:07.247		27.503	
13	2:24.305	44.590		1:07.869		31.846									

28 Christer Jöns, DEU/ Markus Winkelhock, DEU								theoretical besttime: 2:16.328							
1	3:32.676	1:23.481		1:31.486		37.709		14	3:27.980	1:51.388		1:09.321		27.271	
2	3:08.230	1:02.028		1:28.179		38.023		15	2:20.856	45.334		1:08.088		27.434	
3	3:01.933	1:02.002		1:24.424		35.507		16	2:20.005	44.864		1:07.863		27.278	
4	2:22.942	47.297		1:08.150		27.495		17	2:19.661	44.542		1:07.942		27.177	
5	2:18.882	45.360		1:06.439		27.083		18	2:19.349	44.489		1:07.769		27.091	
6	2:18.006	44.256		1:06.758		26.992		19	2:19.488	44.385		1:08.136		26.967	
7	2:16.822	43.830		1:05.830		27.162		20	2:19.015	44.096		1:07.484		27.435	
8	2:16.639	43.965		1:05.700		26.974		21	2:17.454	44.114		1:06.275		27.065	
9	2:16.473	43.892		1:05.564		27.017		22	2:17.595	43.846		1:06.656		27.093	
10	2:17.849	44.260		1:06.392		27.197		23	2:17.865	44.239		1:06.692		26.934	
11	2:17.831	43.851		1:06.878		27.102		24	2:17.808	44.117		1:06.581		27.110	
12	2:16.919	44.029		1:05.875		27.015		25	2:18.607	44.529		1:06.856		27.222	
13	2:23.002	44.017		1:06.131		32.854									



ADAC GT Masters

Lap Analysis Race 1



Provisional

Reg. Nr.: SAMS 24-01-2013

Saturday 14.9.2013 12:15

Slovakiaring, Length: 5922 m


Air temperature: 14.2°C

Track temperature: 14.8°C

Weather condition: Wet

Lap	Time	SE1	SP1	SE2	SP2	SE3	SP3	Lap	Time	SE1	SP1	SE2	SP2	SE3	SP3
41	Albert von Thurn und Taxis, DEU/ Stefan Rosina, SVK							theoretical besttime: 2:19.255							
1	3:45.245	1:38.761		1:29.553		36.931		14	2:20.625	44.697		1:08.461		27.467	
2	3:09.335	1:05.254		1:24.369		39.712		15	2:20.510	44.204		1:09.012		27.294	
3	2:57.950	1:02.453		1:20.889		34.608		16	2:19.939	44.224		1:08.712		27.003	
4	2:27.694	49.216		1:10.781		27.697		17	2:20.405	44.139		1:09.174		27.092	
5	2:22.112	46.044		1:08.959		27.109		18	2:20.402	44.385		1:08.825		27.192	
6	2:21.123	44.923		1:08.929		27.271		19	2:20.354	43.791		1:09.186		27.377	
7	2:21.347	44.792		1:09.076		27.479		20	2:20.634	44.194		1:09.096		27.344	
8	2:21.378	45.008		1:09.095		27.275		21	2:20.306	44.002		1:08.921		27.383	
9	2:22.606	43.953		1:11.095		27.558		22	2:20.776	44.057		1:09.498		27.221	
10	2:22.336	44.898		1:10.060		27.378		23	2:20.835	44.271		1:09.127		27.437	
11	2:27.049	44.658		1:10.031		32.360		24	2:20.804	44.319		1:09.110		27.375	
12	3:27.549	1:51.599		1:08.520		27.430		25	2:21.526	44.398		1:09.625		27.503	
13	2:20.265	44.069		1:08.948		27.248									

100	Aditya Patel, IND/ Daniel Dobitsch, AUT							theoretical besttime: 2:19.001							
1	3:43.640	1:36.273		1:30.482		36.885		6	2:20.380	45.713		1:07.384		27.283	
2	3:08.779	1:04.380		1:25.488		38.911		7	2:20.460	45.679		1:07.619		27.162	
3	2:59.623	1:02.457		1:21.340		35.826		8	2:19.643	45.392		1:07.187		27.064	
4	2:27.088	45.959		1:14.149		26.980									
5	2:19.943	45.457		1:07.373		27.113									



ADAC GT Masters

Pit stops Race 1



Provisional

Reg. Nr.: SAMS 24-01-2013

Saturday 14.9.2013 12:15


Slovakiaring, Length: 5922 m

Air temperature: 16.1°C

Track temperature: 15.3°C

Weather condition: Wet

Nr	Driver in	Day time in	Time in	Driver out	Day time out	Time out	Nett Time
26	Rahel Frey	12:41:21	26:20.576	Christopher Haase	12:42:32	27:31.977	1:11.401
9	Rene Bourdeaux	12:41:24	26:24.054	Rene Bourdeaux	12:42:35	27:35.399	1:11.345
16	Filip Sladecka	12:41:25	26:24.949	Filip Sladecka	12:42:42	27:42.484	1:17.535
5		12:41:26	26:26.426		12:42:38	27:38.182	1:11.756
18	Toni Seiler	12:42:12	27:11.566	Mike Parisy	12:43:24	28:23.898	1:12.332
2	Diego Alessi	12:43:45	28:45.384	Diego Alessi	12:44:56	29:56.499	1:11.115
17	Remo Lips	12:43:48	28:48.513	Lennart Marioneck	12:45:09	30:08.773	1:20.260
41	Albert von Thurn und Tars	12:43:54	28:53.860	Albert von Thurn und Tars	12:45:05	30:05.254	1:11.394
11	Sergey Afanasiev	12:45:40	30:40.031	Andreas Simonsen	12:46:52	31:52.446	1:12.415
20	Max Sandritter	12:45:49	30:48.927	Max Sandritter	12:47:03	32:02.964	1:14.037
3	Andreas Wirth	12:45:57	30:56.848	Andreas Wirth	12:47:07	32:07.164	1:10.316
12	Simon Knap	12:47:37	32:37.074	Simon Knap	12:48:48	33:47.866	1:10.792
14	Frank Kechele	12:47:41	32:41.342	Dominik Schwager	12:48:53	33:53.380	1:12.038
10	Maximilian Götz	12:47:42	32:42.504	Maximilian Buhk	12:48:54	33:54.474	1:11.970
28	Christer Jöns	12:47:44	32:44.213	Markus Winkelhock	12:48:56	33:55.923	1:11.710
19	Claudia Hürtgen	12:47:45	32:45.487	Claudia Hürtgen	12:48:58	33:57.658	1:12.171
7	David Jahn	12:47:56	32:55.787	David Jahn	12:49:08	34:07.852	1:12.065
27	Christopher Mies	12:48:01	33:00.917	Rene Rast	12:49:11	34:11.375	1:10.458
8	Robert Renauer	12:48:02	33:02.545	Robert Renauer	12:49:13	34:13.174	1:10.629
6	Philipp Frommenwiler	12:48:03	33:03.515	Mario Farnbacher	12:49:17	34:16.934	1:13.419
1	Florian Stoll	12:48:05	33:04.961	Sebastian Asch	12:49:16	34:16.265	1:11.304
18	Mike Parisy	13:02:27	47:27.073	Mike Parisy	13:10:10	55:09.788	7:42.715
14	Dominik Schwager	13:05:15	50:15.427	Dominik Schwager	13:05:48	50:48.407	32.980
12	Jeroen den Boer	13:19:28	1:04:28.410				
28	Markus Winkelhock	13:19:33	1:04:33.112				
19	Dominik Baumann	13:19:56	1:04:56.485				
10	Maximilian Buhk	13:19:59	1:04:59.486				
27	Rene Rast	13:20:02	1:05:01.735				
8	Martin Ragginger	13:20:03	1:05:03.541				
11	Andreas Simonsen	13:20:05	1:05:05.405				
1	Sebastian Asch	13:20:08	1:05:08.224				
26	Christopher Haase	13:20:10	1:05:10.144				
6	Mario Farnbacher	13:20:12	1:05:12.033				
20	Jörg Müller	13:20:15	1:05:14.923				
3	Christian Hohenadel	13:20:16	1:05:16.094				
2	Daniel Keilwitz	13:20:18	1:05:17.570				
7	Jürg Aeberhard	13:20:20	1:05:20.063				
9	Alfred Renauer	13:20:22	1:05:22.043				
14	Dominik Schwager	13:20:24	1:05:24.226				
16	Philip Geipel	13:20:27	1:05:26.808				
41	Stefan Rosina	13:20:40	1:05:40.170				
5		13:20:43	1:05:42.565				
17	Lennart Marioneck	13:21:17	1:06:17.130				
18	Mike Parisy	13:21:43	1:06:43.425				



ADAC GT Masters

Pit stops Race 1



Provisional

Reg. Nr.: SAMS 24-01-2013

Saturday 14.9.2013 12:15

Slovakiaring, Length: 5922 m

Air temperature: 16.1°C

Track temperature: 15.3°C

Weather condition: Wet

Nr	Driver in	Day time in	Time in	Driver out	Day time out	Time out	Nett Time
26	Rahel Frey	12:41:21	26:20.576	Christopher Haase	12:42:32	27:31.977	1:11.401
9	Rene Bourdeaux	12:41:24	26:24.054	Rene Bourdeaux	12:42:35	27:35.399	1:11.345
16	Filip Sladecka	12:41:25	26:24.949	Filip Sladecka	12:42:42	27:42.484	1:17.535
5		12:41:26	26:26.426		12:42:38	27:38.182	1:11.756
18	Toni Seiler	12:42:12	27:11.566	Mike Parisy	12:43:24	28:23.898	1:12.332
2	Diego Alessi	12:43:45	28:45.384	Diego Alessi	12:44:56	29:56.499	1:11.115
17	Remo Lips	12:43:48	28:48.513	Lennart Marioneck	12:45:09	30:08.773	1:20.260
41	Albert von Thurn und T	12:43:54	28:53.860	Albert von Thurn und T	12:45:05	30:05.254	1:11.394
11	Sergey Afanasiev	12:45:40	30:40.031	Andreas Simonsen	12:46:52	31:52.446	1:12.415
20	Max Sandritter	12:45:49	30:48.927	Max Sandritter	12:47:03	32:02.964	1:14.037
3	Andreas Wirth	12:45:57	30:56.848	Andreas Wirth	12:47:07	32:07.164	1:10.316
12	Simon Knap	12:47:37	32:37.074	Simon Knap	12:48:48	33:47.866	1:10.792
14	Frank Kechele	12:47:41	32:41.342	Dominik Schwager	12:48:53	33:53.380	1:12.038
10	Maximilian Götz	12:47:42	32:42.504	Maximilian Buhk	12:48:54	33:54.474	1:11.970
28	Christer Jöns	12:47:44	32:44.213	Markus Winkelhock	12:48:56	33:55.923	1:11.710
19	Claudia Hürtgen	12:47:45	32:45.487	Claudia Hürtgen	12:48:58	33:57.658	1:12.171
7	David Jahn	12:47:56	32:55.787	David Jahn	12:49:08	34:07.852	1:12.065
27	Christopher Mies	12:48:01	33:00.917	Rene Rast	12:49:11	34:11.375	1:10.458
8	Robert Renauer	12:48:02	33:02.545	Robert Renauer	12:49:13	34:13.174	1:10.629
6	Philipp Frommenwiler	12:48:03	33:03.515	Mario Farnbacher	12:49:17	34:16.934	1:13.419
1	Florian Stoll	12:48:05	33:04.961	Sebastian Asch	12:49:16	34:16.265	1:11.304
18	Mike Parisy	13:02:27	47:27.073	Mike Parisy	13:10:10	55:09.788	7:42.715
14	Dominik Schwager	13:05:15	50:15.427	Dominik Schwager	13:05:48	50:48.407	32.980
12	Jeroen den Boer	13:19:28	1:04:28.410				
28	Markus Winkelhock	13:19:33	1:04:33.112				
19	Dominik Baumann	13:19:56	1:04:56.485				
10	Maximilian Buhk	13:19:59	1:04:59.486				
27	Rene Rast	13:20:02	1:05:01.735				
8	Martin Ragginger	13:20:03	1:05:03.541				
11	Andreas Simonsen	13:20:05	1:05:05.405				
1	Sebastian Asch	13:20:08	1:05:08.224				
26	Christopher Haase	13:20:10	1:05:10.144				
6	Mario Farnbacher	13:20:12	1:05:12.033				
20	Jörg Müller	13:20:15	1:05:14.923				
3	Christian Hohenadel	13:20:16	1:05:16.094				
2	Daniel Keilwitz	13:20:18	1:05:17.570				
7	Jürg Aeberhard	13:20:20	1:05:20.063				
9	Alfred Renauer	13:20:22	1:05:22.043				
14	Dominik Schwager	13:20:24	1:05:24.226				
16	Philip Geipel	13:20:27	1:05:26.808				
41	Stefan Rosina	13:20:40	1:05:40.170				
5		13:20:43	1:05:42.565				
17	Lennart Marioneck	13:21:17	1:06:17.130				
18	Mike Parisy	13:21:43	1:06:43.425				