

ADAC GT Masters

Results Race 2



Provisional

Reg. Nr.: SAMS 24-01-2013

Sunday 15.9.2013 12:15

Slovakiaring, Length: 5922 m

Air temperature: 22.7°C

Track temperature: 28.0°C

Weather condition: Dry

started : 22 classified : 15 not classified : 7

	Drivers	Team	Car	Laps	Total Time	Gap	Kph	Lap	Time	Kph
1	2 D.Alessi/D.Keilwitz	Callaway Competition	Corvette Z06.R GT3	27	1:00:02.323		159,8	4	2:05.747	169,5
2	27 C.Mies/R.Rast	Prosperia C. Abt Racing	Audi R8 LMS Ultra	27	1:00:04.070	1.747	159,7	13	2:05.706	169,6
3	10 M.Götz/M.Buhk	Polarweiss Racing	Mercedes Benz SLS AMG GT3	27	1:00:08.754	6.431	159,5	7	2:05.866	169,4
4	20 M.Sandritter/J.Müller	PIXUM Team Schubert	BMW Z4 GT3	27	1:00:12.175	9.852	159,4	7	2:06.340	168,7
5	28 C.Jöns/M.Winkelhock	Prosperia C. Abt Racing	Audi R8 LMS Ultra	27	1:00:14.064	11.741	159,3	7	2:06.574	168,4
6	26 R.Frey/C.Haase	Prosperia C. Abt Racing	Audi R8 LMS Ultra	27	1:00:19.046	16.723	159,1	7	2:06.534	168,5
7	8 R.Renauer/M.Ragginger	Tonino powered by Herberth Motors	Porsche 911 GT3 R	27	1:00:22.948	20.625	158,9	9	2:06.479	168,6
8	12 S.Knap/J.den Boer	DB Motorsport	BMW Z4 GT3	27	1:00:24.374	22.051	158,8	19	2:06.334	168,8
9	100 A.Patel/D.Dobitsch	MS RACING	Audi R8 LMS Ultra	27	1:00:51.498	49.175	157,6	13	2:06.892	168,0
10	19 C.Hürtgen/D.Baumann	PIXUM Team Schubert	BMW Z4 GT3	27	1:00:51.791	49.468	157,6	11	2:06.427	168,6
11	11 S.Afanasiev/A.Simonsen	Polarweiss Racing	Mercedes Benz SLS AMG GT3	27	1:00:53.031	50.708	157,6	7	2:07.022	167,8
12	5 C.Nielsen(*G*)/K.Giermaziak	Farnbacher Racing	Porsche 911 GT3 R	27	1:01:02.046	59.723	157,2	14	2:06.636	168,4
13	17 R.Lips(*G*)/L.Marionek	Callaway Competition	Corvette Z06.R GT3	27	1:01:09.171	1:06.848	156,9	6	2:07.796	166,8
14	18 T.Seiler(*G*)/M.Parisy	Callaway Competition	Corvette Z06.R GT3	27	1:01:15.273	1:12.950	156,6	9	2:06.324	168,8
15	9 R.Bourdeaux(*G*)/A.Renauer	Tonino powered by Herberth Motors	Porsche 911 GT3 R	27	1:01:26.413	1:24.090	156,1	6	2:07.283	167,5
not classified										
	3 A.Wirth/C.Hohenadel	Callaway Competition	Corvette Z06.R GT3	18	41:40.444	9LAPS	153,5	7	2:05.951	169,3
	41 A.von Thurn und Taxis/S.Rosina	SaReNi United	Chevrolet Camaro GT	16	38:04.528	11LAPS	149,3	5	2:08.908	165,4
	1 F.Stoll/S.Asch	MS RACING	Audi R8 LMS Ultra	13	30:48.629	14LAPS	149,9	8	2:06.814	168,1
	14 F.Kechele/D.Schwager	Lambda Performance	Ford GT GT3	6	14:35.023	21LAPS	146,2	6	2:07.158	167,7
	16 F.Sladecka/P.Geipel	THE BOSS YACO Racing	Audi R8 LMS Ultra	3	8:09.145	24LAPS	130,8	2	2:47.636	127,2
	6 P.Frommenwiler/M.Farnbacher	Farnbacher Racing	Porsche 911 GT3 R	1	4:53.286	26LAPS				
	7 D.Jahn/J.Aeberhard	Farnbacher Racing	Porsche 911 GT3 R	1	5:33.489	26LAPS				

Fastest lap of the race. Car 27 driver Rast on lap 13. Time 2:05.706, average speed 169,6 km/h.


(*G*) marks the Gentlemen driver

Subject to final scrutineering!

Publications Time:

Clerk of the course:

Time Keeping:



ADAC GT Masters

Lap chart Race 2

Provisional




Slovakiaring, Length: 5922 m

Sunday 15.9.2013 12:15

POS	1	2	3	4	5	6	7	8	9	10	11	12	13	14	15	16	17	18	19	20	21	22	23	24
LAP 1	2	10	18	20	27	3	28	19	26	16	8	11	9	17	12	14	1	5	100	41	.6	.7		
LAP 2	2	10	18	20	27	3	28	19	26	16	8	11	9	17	12	14	1	5	100	41				
LAP 3	2	10	18	20	27	3	28	19	26	16	8	11	9	17	12	14	1	5	100	41				
LAP 4	2	10	18	27	3	20	28	26	19	8	11	9	14	17	12	1	5	100	41					
LAP 5	2	10	18	27	3	20	28	26	19	8	11	9	14	17	12	1	5	100	41					
LAP 6	2	10	18	27	3	20	28	26	8	11	9	14	17	1	19	12	5	100	41					
LAP 7	2	10	18	27	3	20	28	26	8	11	9	17	19	1	12	5	100	41						
LAP 8	2	10	18	27	3	20	28	26	8	11	9	17	19	1	5	12	100	41						
LAP 9	2	10	18	27	3	20	28	26	8	11	9	17	19	1	5	12	100	41						
LAP 10	2	10	18	27	3	20	28	26	8	11	9	19	17	1	5	12	100	41						
LAP 11	2	10	18	27	3	20	28	26	8	11	9	19	17	1	5	100	.12	41						
LAP 12	2	27	18	3	20	.10	28	26	8	11	9	19	17	5	100	.1	41	12						
LAP 13	27	.2	3	20	26	.18	8	.28	.11	19	.9	5	100	.17	.41	10	12	1						
LAP 14	27	3	20	.26	.8	19	5	18	100	.11	.9	2	10	28	12	.17	41							
LAP 15	.27	.3	.20	.19	.5	.18	.100	2	10	26	28	8	12	11	9	17	41							
LAP 16	2	27	10	20	3	26	28	8	19	12	5	100	18	11	9	17	.41							
LAP 17	2	27	10	20	26	28	.3	8	19	12	5	100	18	11	17	9								
LAP 18	2	27	10	20	28	26	8	.19	12	5	100	.3	11	18	17	9								
LAP 19	2	27	10	20	28	26	8	12	5	100	11	19	18	17	9									
LAP 20	2	27	10	20	28	26	8	12	5	100	11	19	18	17	9									
LAP 21	2	27	10	20	28	26	8	12	5	100	11	19	18	17	9									
LAP 22	2	27	10	20	28	26	8	12	5	100	11	19	18	17	9									
LAP 23	2	27	10	20	28	26	8	12	100	11	19	5	18	17	9									
LAP 24	2	27	10	20	28	26	8	12	100	19	11	5	17	18	9									
LAP 25	2	27	10	20	28	26	8	12	100	19	11	5	17	18	9									
LAP 26	2	27	10	20	28	26	8	12	100	19	11	5	17	18	9									
LAP 27	2	27	10	20	28	26	8	12	100	19	11	5	17	18	9									

. - PIT STOP ' - LAP BEHIND



ADAC GT Masters

Lap Analysis Race 2



Provisional

Reg. Nr.: SAMS 24-01-2013

Sunday 15.9.2013 12:15

Slovakiaring, Length: 5922 m

Air temperature: 22.7°C

Track temperature: 28.0°C

Weather condition: Dry


Lap	Time	SE1	SP1	SE2	SP2	SE3	SP3	Lap	Time	SE1	SP1	SE2	SP2	SE3	SP3
1	Florian Stoll, DEU/ Sebastian Asch, DEU							theoretical besttime: 2:06.725							
1	2:24.037	52.460		1:01.648		29.929		8	2:06.814	41.029		1:00.420		25.365	
2	2:49.379	59.190		1:15.115		35.074		9	2:08.087	41.328		1:01.322		25.437	
3	2:58.751	57.699		1:28.596		32.456		10	2:08.760	40.940		1:02.187		25.633	
4	2:09.324	42.869		1:00.914		25.541		11	2:07.839	40.952		1:01.243		25.644	
5	2:08.758	41.705		1:01.307		25.746		12	2:13.908	42.088		1:01.528		30.292	
6	2:07.446	41.514		1:00.553		25.379		13	3:15.160	1:47.355		1:02.164		25.641	
7	2:10.366	43.752		1:01.149		25.465									

2	Diego Alessi, ITA/ Daniel Keilwitz, DEU							theoretical besttime: 2:05.274							
1	2:13.404	44.616		1:00.518		28.270		15	2:09.083	41.048		1:02.894		25.141	
2	2:48.396	59.325		1:14.630		34.441		16	2:07.294	40.989		1:01.096		25.209	
3	3:04.485	58.408		1:29.879		36.198		17	2:06.888	40.627		1:01.007		25.254	
4	2:05.747	40.925		59.883		24.939		18	2:06.776	40.874		1:00.850		25.052	
5	2:06.652	40.609		1:00.067		25.976		19	2:06.435	40.452		1:00.978		25.005	
6	2:05.835	40.529		1:00.225		25.081		20	2:06.754	40.602		1:01.012		25.140	
7	2:06.566	40.761		1:00.671		25.134		21	2:07.184	40.751		1:01.292		25.141	
8	2:06.299	40.572		1:00.575		25.152		22	2:07.166	40.724		1:01.318		25.124	
9	2:06.239	40.526		1:00.514		25.199		23	2:06.673	40.509		1:01.040		25.124	
10	2:06.671	40.478		1:00.977		25.216		24	2:06.799	40.569		1:01.138		25.092	
11	2:06.686	40.668		1:00.870		25.148		25	2:06.874	40.502		1:01.220		25.152	
12	2:07.026	40.604		1:01.177		25.245		26	2:07.137	40.654		1:01.443		25.040	
13	2:10.931	40.547		1:00.846		29.538		27	2:07.176	40.606		1:01.301		25.269	
14	3:15.147	1:48.615		1:01.303		25.229									

3	Andreas Wirth, DEU/ Christian Hohenadel, DEU							theoretical besttime: 2:05.929							
1	2:17.456	46.335		1:01.213		29.908		10	2:06.768	40.535		1:01.017		25.216	
2	2:48.055	58.986		1:14.453		34.616		11	2:06.588	40.669		1:00.681		25.238	
3	3:02.195	58.002		1:30.202		33.991		12	2:07.365	40.584		1:01.296		25.485	
4	2:07.440	41.061		1:01.221		25.158		13	2:07.104	40.754		1:01.158		25.192	
5	2:07.242	41.277		1:00.368		25.597		14	2:06.991	40.612		1:01.074		25.305	
6	2:06.506	40.696		1:00.623		25.187		15	2:12.071	40.623		1:00.961		30.487	
7	2:05.951	40.557		1:00.324		25.070		16	3:16.686	1:47.982		1:03.583		25.121	
8	2:06.391	40.608		1:00.644		25.139		17	2:11.745	41.080		1:01.645		29.020	
9	2:06.257	40.677		1:00.445		25.135		18	2:37.633	58.388		1:06.700		32.545	

5	Christina Nielsen, DNK/ Kuba Giermaziak, POL							theoretical besttime: 2:06.530							
1	2:24.608	54.446		1:02.068		28.094		15	2:13.037	40.999		1:01.401		30.637	
2	2:49.376	59.513		1:14.839		35.024		16	3:17.714	1:49.279		1:02.703		25.732	
3	2:58.904	57.774		1:28.559		32.571		17	2:09.651	41.907		1:01.933		25.811	
4	2:09.125	42.798		1:00.913		25.414		18	2:10.187	41.683		1:02.899		25.605	
5	2:08.562	41.672		1:01.006		25.884		19	2:09.593	41.756		1:02.110		25.727	
6	2:10.018	42.147		1:02.420		25.451		20	2:09.161	41.786		1:01.722		25.653	
7	2:08.813	42.906		1:00.495		25.412		21	2:08.972	41.741		1:01.553		25.678	
8	2:07.704	41.652		1:00.679		25.373		22	2:09.275	41.500		1:02.094		25.681	
9	2:06.897	41.079		1:00.534		25.284		23	2:11.629	41.556		1:04.329		25.744	
10	2:07.949	40.913		1:01.411		25.625		24	2:09.846	41.729		1:02.369		25.748	
11	2:07.705	41.205		1:01.004		25.496		25	2:10.531	42.365		1:02.546		25.620	
12	2:07.851	41.730		1:00.723		25.398		26	2:09.628	41.662		1:02.240		25.726	
13	2:07.888	41.103		1:01.368		25.417		27	2:10.786	41.890		1:02.549		26.347	
14	2:06.636	40.804		1:00.442		25.390									

6	Philipp Frommenwiler, CHE/ Mario Farnbacher, DEU							theoretical besttime:							
1	4:53.286	46.184		3:29.779		37.323									



ADAC GT Masters



Lap Analysis Race 2

Provisional

Reg. Nr.: SAMS 24-01-2013

Sunday 15.9.2013 12:15

Slovakiaring, Length: 5922 m

Air temperature: 22.7°C

Track temperature: 28.0°C

Weather condition: Dry


Lap	Time	SE1	SP1	SE2	SP2	SE3	SP3	Lap	Time	SE1	SP1	SE2	SP2	SE3	SP3
7	David Jahn, DEU/ Jürg Aeberhard, CHE							theoretical besttime:							
1	5:33.489	52.093		4:07.991		33.405									

8 Robert Renauer, DEU/ Martin Ragginger, AUT								theoretical besttime: 2:06.055							
1	2:20.905	49.469		1:01.160		30.276		15	3:16.353	1:49.396		1:01.522		25.435	
2	2:48.165	58.534		1:14.439		35.192		16	2:08.068	41.449		1:01.252		25.367	
3	3:00.331	57.953		1:29.244		33.134		17	2:07.715	41.288		1:00.784		25.643	
4	2:09.007	42.803		1:00.886		25.318		18	2:08.584	41.539		1:01.649		25.396	
5	2:06.884	40.862		1:00.415		25.607		19	2:08.087	41.378		1:01.186		25.523	
6	2:06.544	40.911		1:00.232		25.401		20	2:07.733	41.330		1:00.984		25.419	
7	2:06.530	40.941		1:00.317		25.272		21	2:07.501	41.188		1:00.869		25.444	
8	2:06.831	40.693		1:00.645		25.493		22	2:08.108	41.248		1:01.380		25.480	
9	2:06.479	40.596		1:00.526		25.357		23	2:08.126	41.471		1:01.243		25.412	
10	2:06.666	40.551		1:00.735		25.380		24	2:07.793	41.348		1:01.012		25.433	
11	2:06.486	40.878		1:00.324		25.284		25	2:07.886	41.231		1:01.212		25.443	
12	2:06.948	40.804		1:00.733		25.411		26	2:08.112	41.224		1:01.466		25.422	
13	2:07.551	40.964		1:01.194		25.393		27	2:07.828	41.157		1:01.152		25.519	
14	2:11.727	40.653		1:00.687		30.387									

9 Rene Bourdeaux, DEU/ Alfred Renauer, DEU								theoretical besttime: 2:07.191							
1	2:21.982	50.123		1:01.336		30.523		15	3:19.749	1:50.945		1:02.843		25.961	
2	2:48.716	58.938		1:14.605		35.173		16	2:10.094	42.361		1:01.989		25.744	
3	2:59.789	57.910		1:28.995		32.884		17	2:11.524	42.367		1:03.435		25.722	
4	2:09.344	42.574		1:00.926		25.844		18	2:09.778	42.042		1:02.020		25.716	
5	2:07.672	41.376		1:00.931		25.365		19	2:10.860	42.099		1:03.027		25.734	
6	2:07.283	40.954		1:00.905		25.424		20	2:09.917	42.326		1:01.874		25.717	
7	2:07.628	41.369		1:00.919		25.340		21	2:10.058	42.086		1:02.233		25.739	
8	2:07.296	41.038		1:00.926		25.332		22	2:09.912	42.085		1:02.080		25.747	
9	2:08.077	41.297		1:01.394		25.386		23	2:09.993	42.118		1:02.233		25.642	
10	2:07.820	41.273		1:01.137		25.410		24	2:10.115	42.052		1:02.240		25.823	
11	2:07.832	41.214		1:01.071		25.547		25	2:09.950	42.203		1:01.929		25.818	
12	2:07.639	41.174		1:00.955		25.510		26	2:10.957	42.121		1:03.086		25.750	
13	2:12.107	41.056		1:01.029		30.022		27	2:10.389	42.079		1:02.568		25.742	
14	2:29.932	58.539		1:01.389		30.004									

10 Maximilian Götz, DEU/ Maximilian Buhk, DEU								theoretical besttime: 2:05.803							
1	2:14.688	44.295		1:01.468		28.925		15	2:08.112	41.190		1:01.619		25.303	
2	2:47.999	58.814		1:14.763		34.422		16	2:08.049	41.497		1:01.190		25.362	
3	3:04.045	58.311		1:30.179		35.555		17	2:07.414	40.999		1:01.049		25.366	
4	2:06.978	41.386		1:00.354		25.238		18	2:07.108	40.968		1:00.876		25.264	
5	2:06.373	40.771		1:00.244		25.358		19	2:07.326	41.076		1:01.057		25.193	
6	2:06.809	41.076		1:00.588		25.145		20	2:06.910	40.712		1:00.900		25.298	
7	2:05.866	40.447		1:00.249		25.170		21	2:07.301	40.775		1:01.308		25.218	
8	2:06.301	40.666		1:00.475		25.160		22	2:07.319	40.784		1:01.245		25.290	
9	2:06.697	40.707		1:00.878		25.112		23	2:07.235	40.883		1:01.144		25.208	
10	2:06.542	40.682		1:00.660		25.200		24	2:07.339	41.039		1:01.007		25.293	
11	2:06.369	40.466		1:00.735		25.168		25	2:07.410	41.114		1:01.041		25.255	
12	2:11.299	40.733		1:00.977		29.589		26	2:07.694	40.947		1:01.434		25.313	
13	3:14.781	1:48.308		1:01.028		25.445		27	2:07.595	41.137		1:01.204		25.254	
14	2:07.195	40.897		1:01.056		25.242									

11 Sergey Afanasiev, RUS/ Andreas Simonsen, SWE								theoretical besttime: 2:06.816							
1	2:21.376	48.140		1:02.995		30.241		15	3:17.118	1:49.667		1:01.751		25.700	
2	2:48.560	58.791		1:14.291		35.478		16	2:08.753	41.502		1:01.750		25.501	
3	2:59.842	57.731		1:29.277		32.834		17	2:08.153	41.550		1:01.238		25.365	
4	2:09.656	42.750		1:00.991		25.915		18	2:09.370	41.089		1:02.877		25.404	
5	2:07.434	41.196		1:00.961		25.277		19	2:07.917	41.008		1:01.522		25.387	
6	2:07.447	40.714		1:01.313		25.420		20	2:07.280	40.860		1:01.162		25.258	
7	2:07.022	40.740		1:01.015		25.267		21	2:07.404	40.948		1:01.106		25.350	



ADAC GT Masters

Lap Analysis Race 2



Provisional

Reg. Nr.: SAMS 24-01-2013

Sunday 15.9.2013 12:15

Slovakiaring, Length: 5922 m

Air temperature: 22.7°C

Track temperature: 28.0°C

Weather condition: Dry

Lap	Time	SE1	SP1	SE2	SP2	SE3	SP3	Lap	Time	SE1	SP1	SE2	SP2	SE3	SP3
8	2:07.141	40.998		1:00.891		25.252		22	2:08.148	41.051		1:01.627		25.470	
9	2:07.161	40.989		1:00.850		25.322		23	2:08.164	41.061		1:01.672		25.431	
10	2:07.350	40.824		1:01.145		25.381		24	2:09.213	40.863		1:02.828		25.522	
11	2:07.548	40.754		1:01.238		25.556		25	2:08.285	41.042		1:01.825		25.418	
12	2:07.246	40.757		1:01.093		25.396		26	2:07.979	40.801		1:01.608		25.570	
13	2:12.155	41.191		1:01.541		29.423		27	2:08.094	40.924		1:01.753		25.417	
14	2:27.215	57.053		1:00.921		29.241									

12 Simon Knap, NLD/ Jeroen den Boer, NLD

theoretical besttime: **2:06.141**

1	2:22.941	51.300		1:01.792		29.849		15	2:08.392	41.012		1:01.832		25.548	
2	2:49.018	59.381		1:14.972		34.665		16	2:08.152	41.271		1:01.483		25.398	
3	2:59.396	57.901		1:28.822		32.673		17	2:06.761	40.527		1:00.824		25.410	
4	2:09.722	43.204		1:01.034		25.484		18	2:06.421	40.529		1:00.577		25.315	
5	2:08.931	41.647		1:01.542		25.742		19	2:06.334	40.384		1:00.609		25.341	
6	2:09.982	42.338		1:02.180		25.464		20	2:06.534	40.518		1:00.688		25.328	
7	2:09.270	42.504		1:01.164		25.602		21	2:06.577	40.329		1:00.900		25.348	
8	2:09.037	42.167		1:01.211		25.659		22	2:06.873	40.467		1:01.058		25.348	
9	2:07.392	41.016		1:00.931		25.445		23	2:06.620	40.370		1:01.007		25.243	
10	2:07.635	41.042		1:01.025		25.568		24	2:06.555	40.495		1:00.664		25.396	
11	2:12.468	40.931		1:01.718		29.819		25	2:06.964	40.537		1:01.118		25.309	
12	3:14.526	1:47.972		1:01.018		25.536		26	2:06.808	40.425		1:01.033		25.350	
13	2:07.061	40.896		1:00.839		25.326		27	2:06.710	40.599		1:00.876		25.235	
14	2:07.294	40.414		1:01.227		25.653									

14 Frank Kechele, DEU/ Dominik Schwager, BEL

theoretical besttime: **2:07.020**

1	2:23.651	52.617		1:01.664		29.370		5	2:07.706	41.357		1:00.995		25.354	
2	2:49.054	59.108		1:15.186		34.760		6	2:07.158	41.111		1:00.812		25.235	
3	2:58.849	57.955		1:28.490		32.404									
4	2:08.605	42.299		1:01.209		25.097									

16 Filip Sladecka, SVK/ Philip Geipel, DEU

theoretical besttime: **2:17.185**

1	2:20.137	48.762		1:00.942		30.433		3	3:01.372	58.088		1:29.824		33.460	
2	2:47.636	58.270		1:14.510		34.856									

17 Remo Lips, CHE/ Lennart Marioneck, DEU


theoretical besttime: **2:07.399**

1	2:22.463	50.989		1:01.730		29.744		15	2:25.802	58.260		1:02.162		25.380	
2	2:48.638	58.900		1:14.722		35.016		16	2:08.138	41.063		1:01.674		25.401	
3	2:59.779	58.032		1:28.892		32.855		17	2:09.876	41.669		1:02.789		25.418	
4	2:09.578	42.612		1:01.335		25.631		18	2:08.807	41.344		1:02.017		25.446	
5	2:08.615	41.826		1:01.386		25.403		19	2:08.616	41.218		1:02.070		25.328	
6	2:07.796	40.914		1:01.423		25.459		20	2:08.624	41.014		1:02.313		25.297	
7	2:08.683	41.155		1:02.137		25.391		21	2:08.330	41.163		1:01.818		25.349	
8	2:08.260	40.977		1:01.889		25.394		22	2:08.035	40.980		1:01.753		25.302	
9	2:08.065	41.132		1:01.618		25.315		23	2:08.956	40.924		1:02.563		25.469	
10	2:09.104	40.967		1:02.685		25.452		24	2:09.311	41.668		1:02.181		25.462	
11	2:07.983	40.863		1:01.690		25.430		25	2:08.612	41.083		1:02.241		25.288	
12	2:07.908	40.824		1:01.680		25.404		26	2:08.345	40.873		1:02.149		25.323	
13	2:12.637	41.017		1:01.805		29.815		27	2:07.942	40.776		1:01.741		25.425	
14	3:20.268	1:47.830		1:02.599		29.839									

18 Toni Seiler, CHE/ Mike Parisy, FRA

theoretical besttime: **2:05.656**

1	2:15.266	44.578		1:01.699		28.989		15	2:12.870	40.863		1:01.580		30.427	
2	2:48.101	58.799		1:14.921		34.381		16	3:21.874	1:51.420		1:04.185		26.269	
3	3:03.637	58.255		1:30.156		35.226		17	2:11.282	42.461		1:03.191		25.630	
4	2:06.851	41.352		1:00.341		25.158		18	2:12.349	42.330		1:04.326		25.693	
5	2:06.564	40.777		1:00.697		25.090		19	2:11.145	42.185		1:03.099		25.861	
6	2:06.901	40.827		1:00.948		25.126		20	2:11.066	42.222		1:03.121		25.723	
7	2:06.468	40.563		1:00.738		25.167		21	2:10.232	41.935		1:02.848		25.449	
8	2:06.421	40.560		1:00.766		25.095		22	2:09.906	41.619		1:02.517		25.770	



ADAC GT Masters

Lap Analysis Race 2



Provisional

Reg. Nr.: SAMS 24-01-2013

Sunday 15.9.2013 12:15

Slovakiaring, Length: 5922 m

Air temperature: 22.7°C

Track temperature: 28.0°C

Weather condition: Dry

Lap	Time	SE1	SP1	SE2	SP2	SE3	SP3	Lap	Time	SE1	SP1	SE2	SP2	SE3	SP3
9	2:06.324	40.225		1:00.951		25.148		23	2:10.380	41.858		1:02.854		25.668	
10	2:06.350	40.441		1:00.808		25.101		24	2:10.895	42.025		1:03.370		25.500	
11	2:06.893	40.660		1:01.022		25.211		25	2:09.551	41.288		1:02.705		25.558	
12	2:07.885	40.732		1:01.732		25.421		26	2:10.040	41.843		1:02.655		25.542	
13	2:11.237	40.660		1:01.207		29.370		27	2:10.018	41.871		1:02.621		25.526	
14	2:24.767	58.103		1:01.410		25.254									

19 Claudia Hürtgen, DEU/ Dominik Baumann, AUT

theoretical besttime: **2:06.206**

1	2:19.208	47.435		1:00.831		30.942		15	2:11.620	40.741		1:01.210		29.669	
2	2:47.517	58.323		1:14.486		34.708		16	3:13.297	1:47.051		1:01.021		25.225	
3	3:01.911	58.000		1:30.100		33.811		17	2:07.562	41.411		1:00.908		25.243	
4	2:08.647	42.748		1:00.650		25.249		18	2:12.099	41.427		1:01.233		29.439	
5	2:07.032	40.972		1:00.410		25.650		19	2:26.863	1:00.513		1:00.930		25.420	
6	2:14.881	40.682		1:08.710		25.489		20	2:07.412	41.386		1:00.789		25.237	
7	2:07.055	41.497		1:00.383		25.175		21	2:07.066	40.959		1:00.902		25.205	
8	2:08.129	40.852		1:01.465		25.812		22	2:08.158	41.214		1:01.666		25.278	
9	2:08.000	41.045		1:01.474		25.481		23	2:08.062	41.384		1:01.363		25.315	
10	2:07.650	40.822		1:01.532		25.296		24	2:07.794	41.116		1:01.351		25.327	
11	2:06.427	40.648		1:00.504		25.275		25	2:07.071	40.778		1:00.932		25.361	
12	2:06.860	40.731		1:00.722		25.407		26	2:08.305	41.158		1:01.697		25.450	
13	2:07.080	40.796		1:00.793		25.491		27	2:08.997	41.169		1:02.204		25.624	
14	2:07.088	40.727		1:00.960		25.401									

20 Max Sandritter, DEU/ Jörg Müller, DEU


theoretical besttime: **2:05.731**

1	2:15.914	45.022		1:01.442		29.450		15	2:11.245	40.609		1:00.678		29.958	
2	2:48.307	58.901		1:14.736		34.670		16	3:14.837	1:47.863		1:01.716		25.258	
3	3:03.206	58.070		1:30.225		34.911		17	2:07.436	41.132		1:01.140		25.164	
4	2:08.303	42.673		1:00.228		25.402		18	2:07.208	40.960		1:01.110		25.138	
5	2:07.124	41.123		1:00.546		25.455		19	2:07.371	41.213		1:01.055		25.103	
6	2:06.628	40.571		1:00.609		25.448		20	2:07.731	41.076		1:01.398		25.257	
7	2:06.340	40.633		1:00.438		25.269		21	2:07.199	40.991		1:00.912		25.296	
8	2:06.535	40.671		1:00.578		25.286		22	2:07.370	40.770		1:01.278		25.322	
9	2:06.493	40.548		1:00.662		25.283		23	2:07.695	41.106		1:01.264		25.325	
10	2:06.851	40.565		1:00.906		25.380		24	2:07.337	41.045		1:00.942		25.350	
11	2:06.586	40.400		1:00.745		25.441		25	2:07.655	41.064		1:01.251		25.340	
12	2:07.130	40.548		1:00.955		25.627		26	2:07.555	40.857		1:01.384		25.314	
13	2:07.349	40.920		1:01.036		25.393		27	2:07.624	40.992		1:01.244		25.388	
14	2:07.146	40.816		1:00.936		25.394									

26 Rahel Frey, CHE/ Christopher Haase, DEU

theoretical besttime: **2:06.266**

1	2:19.603	47.775		1:00.887		30.941		15	3:16.455	1:48.600		1:02.313		25.542	
2	2:47.531	58.356		1:14.537		34.638		16	2:08.272	41.265		1:01.471		25.536	
3	3:01.711	58.237		1:29.915		33.559		17	2:08.315	41.065		1:01.358		25.892	
4	2:08.030	42.106		1:00.466		25.458		18	2:09.214	41.346		1:02.243		25.625	
5	2:07.025	41.024		1:00.399		25.602		19	2:08.059	41.301		1:01.215		25.543	
6	2:06.601	40.759		1:00.493		25.349		20	2:07.513	40.952		1:01.128		25.433	
7	2:06.534	40.910		1:00.330		25.294		21	2:07.438	40.892		1:01.031		25.515	
8	2:06.783	40.965		1:00.338		25.480		22	2:07.771	41.197		1:01.063		25.511	
9	2:06.629	40.700		1:00.473		25.456		23	2:07.546	40.921		1:01.145		25.480	
10	2:06.866	41.166		1:00.442		25.258		24	2:07.995	41.334		1:01.164		25.497	
11	2:06.842	40.937		1:00.580		25.325		25	2:07.311	40.833		1:00.959		25.519	
12	2:07.135	40.944		1:00.780		25.411		26	2:07.120	40.798		1:00.870		25.452	
13	2:07.189	41.049		1:00.705		25.435		27	2:07.017	40.705		1:00.947		25.365	
14	2:10.541	40.819		1:00.308		29.414									



ADAC GT Masters

Lap Analysis Race 2



Provisional

Reg. Nr.: SAMS 24-01-2013

Sunday 15.9.2013 12:15

Slovakiaring, Length: 5922 m

Air temperature: 22.7°C

Track temperature: 28.0°C


Weather condition: Dry

Lap	Time	SE1	SP1	SE2	SP2	SE3	SP3	Lap	Time	SE1	SP1	SE2	SP2	SE3	SP3
27 Christopher Mies, DEU/ Rene Rast, DEU								theoretical besttime: 2:05.322							
1	2:16.634	45.590		1:01.111		29.933		15	2:09.710	40.174		1:00.369		29.167	
2	2:48.284	58.598		1:14.924		34.762		16	3:19.352	1:52.967		1:00.913		25.472	
3	3:02.689	57.876		1:30.529		34.284		17	2:07.159	40.755		1:00.921		25.483	
4	2:07.247	41.911		1:00.100		25.236		18	2:06.782	40.898		1:00.569		25.315	
5	2:06.510	41.057		59.977		25.476		19	2:06.726	40.714		1:00.690		25.322	
6	2:06.684	40.887		1:00.508		25.289		20	2:06.841	40.849		1:00.641		25.351	
7	2:06.009	40.619		1:00.217		25.173		21	2:06.702	40.814		1:00.629		25.259	
8	2:06.672	40.867		1:00.487		25.318		22	2:06.978	40.809		1:00.753		25.416	
9	2:06.220	40.534		1:00.506		25.180		23	2:06.902	40.715		1:00.781		25.406	
10	2:06.666	40.691		1:00.716		25.259		24	2:06.958	40.836		1:00.723		25.399	
11	2:06.478	40.520		1:00.698		25.260		25	2:07.331	40.928		1:00.899		25.504	
12	2:06.662	40.780		1:00.572		25.310		26	2:07.208	40.881		1:00.887		25.440	
13	2:05.706	40.471		59.975		25.260		27	2:07.221	40.898		1:00.807		25.516	
14	2:05.739	40.179		1:00.241		25.319									

Lap	Time	SE1	SP1	SE2	SP2	SE3	SP3	Lap	Time	SE1	SP1	SE2	SP2	SE3	SP3
28 Christer Jöns, DEU/ Markus Winkelhock, DEU								theoretical besttime: 2:06.180							
1	2:18.009	47.066		1:01.054		29.889		15	2:08.225	41.104		1:01.514		25.607	
2	2:48.353	59.010		1:14.543		34.800		16	2:07.991	41.300		1:01.181		25.510	
3	3:01.702	57.937		1:29.987		33.778		17	2:08.398	41.081		1:01.342		25.975	
4	2:08.221	42.466		1:00.504		25.251		18	2:07.868	41.067		1:01.304		25.497	
5	2:07.025	40.929		1:00.770		25.326		19	2:07.878	41.304		1:00.985		25.589	
6	2:06.772	40.617		1:00.776		25.379		20	2:07.748	41.025		1:01.155		25.568	
7	2:06.574	40.794		1:00.470		25.310		21	2:07.169	40.684		1:00.977		25.508	
8	2:06.644	40.515		1:00.823		25.306		22	2:06.895	40.713		1:00.684		25.498	
9	2:06.727	40.511		1:00.814		25.402		23	2:06.782	40.664		1:00.642		25.476	
10	2:06.798	40.751		1:00.580		25.467		24	2:06.728	40.589		1:00.699		25.440	
11	2:06.582	40.594		1:00.558		25.430		25	2:06.586	40.459		1:00.711		25.416	
12	2:06.949	40.792		1:00.701		25.456		26	2:07.093	40.818		1:00.872		25.403	
13	2:11.683	41.067		1:00.816		29.800		27	2:06.784	40.524		1:00.922		25.338	
14	3:15.880	1:48.844		1:01.225		25.811									

Lap	Time	SE1	SP1	SE2	SP2	SE3	SP3	Lap	Time	SE1	SP1	SE2	SP2	SE3	SP3
41 Albert von Thurn und Taxis, DEU/ Stefan Rosina, SVK								theoretical besttime: 2:08.637							
1	2:34.687	54.147		1:13.376		27.164		9	2:08.985	41.213		1:02.313		25.459	
2	2:41.997	52.500		1:13.620		35.877		10	2:09.269	41.439		1:02.240		25.590	
3	2:57.662	56.714		1:28.689		32.259		11	2:09.441	41.350		1:02.532		25.559	
4	2:09.706	42.140		1:01.965		25.601		12	2:10.005	41.482		1:02.653		25.870	
5	2:08.908	41.416		1:01.993		25.499		13	2:15.861	41.931		1:02.863		31.067	
6	2:09.251	41.541		1:02.192		25.518		14	3:21.543	1:50.746		1:05.120		25.677	
7	2:10.793	42.483		1:02.718		25.592		15	2:11.769	42.755		1:03.412		25.602	
8	2:08.958	41.373		1:02.040		25.545		16	2:35.693	42.135		1:22.732		30.826	

Lap	Time	SE1	SP1	SE2	SP2	SE3	SP3	Lap	Time	SE1	SP1	SE2	SP2	SE3	SP3
100 Aditya Patel, IND/ Daniel Dobitsch, AUT								theoretical besttime: 2:06.515							
1	2:26.221	54.934		1:01.890		29.397		15	2:12.611	41.018		1:01.382		30.211	
2	2:48.418	59.727		1:13.625		35.066		16	3:18.242	1:50.005		1:02.484		25.753	
3	2:58.624	57.859		1:28.576		32.189		17	2:10.202	42.272		1:02.373		25.557	
4	2:09.313	42.699		1:01.110		25.504		18	2:09.917	42.026		1:01.963		25.928	
5	2:08.420	41.486		1:00.932		26.002		19	2:09.317	42.067		1:01.629		25.621	
6	2:10.062	42.284		1:02.350		25.428		20	2:08.701	41.978		1:01.390		25.333	
7	2:10.479	44.212		1:01.006		25.261		21	2:08.352	41.566		1:01.346		25.440	
8	2:07.411	40.981		1:00.691		25.739		22	2:08.254	41.338		1:01.124		25.792	
9	2:07.218	40.988		1:00.864		25.366		23	2:08.272	41.623		1:01.182		25.467	
10	2:07.776	40.997		1:01.018		25.761		24	2:07.753	41.258		1:01.090		25.405	
11	2:07.966	41.011		1:01.254		25.701		25	2:07.930	41.068		1:01.359		25.503	
12	2:08.688	41.156		1:02.050		25.482		26	2:08.244	41.325		1:01.439		25.480	
13	2:06.892	40.563		1:00.972		25.357		27	2:09.185	41.463		1:02.189		25.533	
14	2:07.030	40.584		1:01.022		25.424									



ADAC GT Masters

Pit stops Race 2



Provisional

Reg. Nr.: SAMS 24-01-2013

Sunday 15.9.2013 12:15

Slovakiaring, Length: 5922 m

Air temperature: 23.6°C

Track temperature: 26.0°C

Weather condition: Dry

Nr	Driver in	Day time in	Time in	Driver out	Day time out	Time out	Nett Time
6	Mario Farnbacher	12:19:20	4:49.353				
7	Jürg Aeberhard	12:20:00	5:29.351				
12	Jeroen den Boer	12:39:52	25:21.958	Simon Knap	12:41:03	26:32.974	1:11.016
10	Maximilian Buhk	12:41:37	27:06.114	Maximilian Buhk	12:42:48	28:17.921	1:11.807
1	Sebastian Asch	12:42:00	27:29.480	Florian Stoll	12:43:10	28:39.912	1:10.432
2	Daniel Keilwitz	12:43:41	29:10.972	Daniel Keilwitz	12:44:53	30:22.532	1:11.560
18		12:43:45	29:14.898		12:44:08	29:37.200	22.302
28	Markus Winkelhock	12:43:48	29:18.019	Christer Jöns	12:45:00	30:29.667	1:11.648
11	Andreas Simonsen	12:43:57	29:26.128	Andreas Simonsen	12:44:18	29:47.196	21.068
9	Alfred Renauer	12:44:00	29:29.303	Alfred Renauer	12:44:21	29:50.956	21.653
17		12:44:06	29:35.587		12:45:17	30:46.397	1:10.810
41	Stefan Rosina	12:44:22	29:51.573	Stefan Rosina	12:45:31	31:00.656	1:09.083
26	Christopher Haase	12:45:55	31:24.967	Rahel Frey	12:47:06	32:35.996	1:11.029
8	Martin Ragginger	12:45:57	31:26.991	Martin Ragginger	12:47:10	32:39.279	1:12.288
11	Sergey Afanasiev	12:46:24	31:53.313	Sergey Afanasiev	12:47:36	33:05.159	1:11.846
9	Alfred Renauer	12:46:30	31:59.103	Alfred Renauer	12:47:42	33:11.673	1:12.570
17		12:47:26	32:55.844		12:47:48	33:17.365	21.521
27	Rene Rast	12:47:54	33:23.854	Christopher Mies	12:49:11	34:40.488	1:16.634
3	Christian Hohenadel	12:48:01	33:30.454	Christian Hohenadel	12:49:12	34:41.354	1:10.900
20	Jörg Müller	12:48:02	33:31.257	Jörg Müller	12:49:13	34:42.234	1:10.977
19	Dominik Baumann	12:48:16	33:45.153	Dominik Baumann	12:49:25	34:55.031	1:09.878
5	Kuba Giermaziak	12:48:22	33:51.118	Kuba Giermaziak	12:49:33	35:02.363	1:11.245
18		12:48:23	33:52.201		12:49:34	35:03.829	1:11.628
100	Daniel Dobitsch	12:48:23	33:53.033	Daniel Dobitsch	12:49:35	35:04.396	1:11.363
41	Albert von Thurn und T	12:52:31	38:00.596				
3	Andreas Wirth	12:53:29	38:58.846	Andreas Wirth	12:53:51	39:20.585	21.739
19	Dominik Baumann	12:55:49	41:18.155	Claudia Hürtgen	12:56:13	41:42.457	24.302
3	Andreas Wirth	12:56:06	41:35.979				
2	Diego Alessi	13:17:48	1:03:17.249				
27	Christopher Mies	13:17:50	1:03:19.989				
10	Maximilian Götz	13:17:52	1:03:21.685				
20	Jörg Müller	13:17:59	1:03:28.998				
28	Christer Jöns	13:18:07	1:03:36.173				
26	Rahel Frey	13:18:09	1:03:38.111				
8	Robert Renauer	13:18:24	1:03:53.533				
12	Simon Knap	13:18:26	1:03:55.164				
100	Aditya Patel	13:18:28	1:03:57.400				
19	Claudia Hürtgen	13:18:30	1:03:59.417				
11	Sergey Afanasiev	13:18:32	1:04:01.236				
5	Christina Nielsen	13:18:33	1:04:02.987				
17		13:18:36	1:04:05.589				
18		13:18:39	1:04:08.536				
9	Rene Bourdeaux	13:18:44	1:04:13.751				