

ADAC GT Masters

Results Race 2

Provisional

Reg. Nr.: 0301.14.127

Sunday 11.5.2014 12:00



Circuit Zandvoort, Length: 4307 m

Air temperature: 10.3°C

Track temperature: 10.4°C

Weather condition: Wet

started : 25 classified : 20 not classified : 5

	Drivers	Team	Car	Laps	Total Time	Gap	Kph	Lap	Time	Kph
1	3 K.Estre/J.van Lagen	GW IT Racing Team Schütz Motors	Porsche 911 GT3 R	31	1:00:47.322		131,8	6	1:52.767	137,5
2	10 K.van der Linde/R.Rast	Prosperia C. Abt Racing	Audi R8 LMS ultra	31	1:00:55.693	8.371	131,5	6	1:53.697	136,4
3	11 F.Hamprecht/N.Thiim	Prosperia C. Abt Racing	Audi R8 LMS ultra	31	1:01:01.259	13.937	131,3	8	1:53.189	137,0
4	12 C.Jöns/M.Winkelhock	Prosperia C. Abt Racing	Audi R8 LMS ultra	31	1:01:06.035	18.713	131,1	8	1:52.990	137,2
5	19 C.Hürtgen/D.Baumann	PIXUM Team Schubert	BMW Z4 GT3	31	1:01:14.713	27.391	130,8	9	1:54.108	135,9
6	26 M.Götz/M.Buhk	H.T.P. Motorsport	Mercedes-Benz SLS AMG GT3	31	1:01:17.430	30.108	130,7	9	1:54.205	135,8
7	20 M.Sandritter/J.Klingmann	PIXUM Team Schubert	BMW Z4 GT3	31	1:01:27.611	40.289	130,3	9	1:53.728	136,3
8	6 S.Asch/P.Frommenwiler	Farnbacher Racing	Porsche 911 GT3 R	31	1:01:49.694	1:02.372	129,6	9	1:55.527	134,2
9	1 A.Wirth/D.Keilwitz	Callaway Competition	Corvette Z06.R GT3	31	1:01:55.810	1:08.488	129,4	8	1:54.714	135,2
10	23 J.Seyffarth/M.Engel	ROWE RACING	Mercedes-Benz SLS AMG GT3	31	1:01:56.947	1:09.625	129,3	9	1:54.550	135,4
11										
12	8 R.Renauer/N.Siedler	TONINO Team Herberth	Porsche 911 GT3 R	31	1:02:03.791	1:16.469	129,1	8	1:54.308	135,6
13	5 N.Morcom/M.Farnbacher	Farnbacher Racing	Porsche 911 GT3 R	31	1:02:18.562	1:31.240	128,6	9	1:55.553	134,2
14	7 H.Handlos(*G*)/A.Renauer	TONINO Team Herberth	Porsche 911 GT3 R	31	1:02:41.211	1:53.889	127,8	11	1:55.214	134,6
15	13 D.Jahn/S.Barth	RWT RACING Team	Corvette Z06.R GT3	31	1:02:43.029	1:55.707	127,7	9	1:56.074	133,6
16	9 F.Scholze(*G*)/D.Jöst(*G*)	TONINO Team Herberth	Porsche 911 GT3 R	30	1:00:58.763	1 LAP	127,1	8	1:56.095	133,6
17										
18	17 R.Lips(*G*)/L.Marionek	Callaway Competition	Corvette Z06.R GT3	30	1:01:24.594	1 LAP	126,2	8	1:57.592	131,9
19	14 F.Spengler/M.Asmar	MRS GT-Racing	McLaren MP4-12C GT3	30	1:01:33.776	1 LAP	125,9	8	1:56.953	132,6
20	4 A.Wossos(*G*)/W.Nathan(*G*)	GW IT Racing Team Schütz Motors	Porsche 911 GT3 R	30	1:02:32.602	1 LAP	124,0	9	1:56.471	133,1
not classified										
16	R.Frey/P.Geipel	YACO Racing	Audi R8 LMS ultra	20	41:12.442	11LAPS	125,4	5	1:55.525	134,2
2	P.Assenheimer/D.Alessi	Callaway Competition	Corvette Z06.R GT3	17	33:39.730	14LAPS	130,5	7	1:56.027	133,6
27	L.Stolz/H.Frentzen	H.T.P. Motorsport	Mercedes-Benz SLS AMG GT3	12	23:43.535	19LAPS	130,7	9	1:54.511	135,4
18	T.Seiler(*G*)/J.Bleekemolen	Callaway Competition	Corvette Z06.R GT3	10	20:01.739	21LAPS	129,0	9	1:55.298	134,5
24	A.von Thum und Taxis/P.Kox	Reiter Engineering	Chevrolet Camaro GT	8	16:10.521	23LAPS	127,8	7	1:57.510	131,9

Subject to appeal !

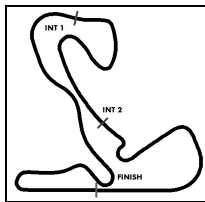
Fastest lap of the race. Car 3 driver van Lagen on lap 6. Time 1:52.767, average speed 137,5 km/h.

Subject to final scrutineering!

Publications Time:

Clerk of the course:

Time Keeping:



ADAC GT Masters

Lap chart Race 2

Provisional

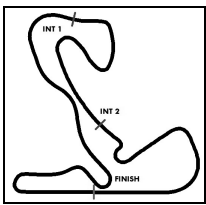


Circuit Zandvoort, Length: 4307 m

Sunday 11.5.2014 12:00

POS	1	2	3	4	5	6	7	8	9	10	11	12	13	14	15	16	17	18	19	20	21	22	23	24	25	26	27
LAP 1	10	11	3	19	12	26	18	8	20	1	23	7	5	6	21	16	27	100	2	13	9	14	17	24	4		
LAP 2	10	11	3	19	12	26	18	20	8	1	7	5	6	21	16	27	100	2	13	23	9	14	17	24	4		
LAP 3	10	3	11	19	12	26	18	20	8	1	7	5	6	21	16	27	100	2	13	23	9	14	17	24	4		
LAP 4	10	3	11	19	12	26	20	18	8	1	7	5	6	21	16	100	27	2	13	23	14	9	17	24	4		
LAP 5	10	3	11	19	12	26	20	18	1	8	7	5	6	21	16	100	27	2	23	13	14	9	17	24	4		
LAP 6	10	3	11	19	12	26	20	1	8	18	7	5	6	21	16	100	27	23	2	13	14	9	24	17	4		
LAP 7	10	3	11	12	19	26	20	1	8	18	7	5	6	21	16	100	27	23	2	13	14	9	24	17	4		
LAP 8	10	3	11	12	19	26	20	1	8	18	7	5	6	21	16	27	23	2	13	100	14	9	24	17	4		
LAP 9	10	3	11	12	19	26	20	1	8	18	7	5	6	21	16	27	23	2	13	14	9	17	4	100			
LAP 10	10	3	11	12	19	26	20	1	8	7	5	6	27	21	23	2	13	14	9	18	17	16	4	100			
LAP 11	3	10	11	12	19	26	20	1	8	7	5	6	21	23	2	13	27	14	9	16	17	4	100				
LAP 12	3	10	11	12	19	26	20	1	8	7	5	6	21	23	2	27	13	14	9	16	17	4	100				
LAP 13	3	10	11	12	19	20	26	1	8	7	5	21	23	6	2	13	14	9	16	17	4	100					
LAP 14	3	11	12	10	20	19	1	7	8	5	23	21	13	2	9	16	14	26	17	4	6	100					
LAP 15	3	11	20	12	1	7	5	23	13	2	10	14	9	19	16	26	8	6	21	17	100	4					
LAP 16	3	11	20	1	5	7	13	2	10	12	19	26	14	8	6	23	21	9	16	17	100	4					
LAP 17	3	11	20	1	5	13	10	2	12	19	26	7	6	23	21	8	9	16	14	100	17	4					
LAP 18	20	3	11	10	12	19	26	1	6	7	23	5	21	8	13	9	16	14	100	17	4						
LAP 19	3	11	10	12	19	20	26	1	6	23	21	7	5	8	13	9	16	14	100	17	4						
LAP 20	3	10	11	12	19	26	20	1	6	23	21	7	5	8	13	9	14	100	17	16	4						
LAP 21	3	10	11	12	19	26	20	1	6	23	21	7	5	8	13	9	14	100	17	4							
LAP 22	3	10	11	12	19	26	20	1	6	23	21	5	8	7	13	9	100	14	17	4							
LAP 23	3	10	11	12	19	26	20	1	6	23	21	5	8	7	13	9	100	14	17	4							
LAP 24	3	10	11	12	19	26	20	1	6	23	21	8	5	7	13	9	100	14	17	4							
LAP 25	3	10	11	12	19	26	20	1	6	23	21	8	5	7	13	9	100	14	17	4							
LAP 26	3	10	11	12	19	26	20	1	6	23	21	8	5	7	13	9	100	14	17	4							
LAP 27	3	10	11	12	19	26	20	1	6	23	21	8	5	7	13	9	100	17	14	4							
LAP 28	3	10	11	12	19	26	20	1	6	23	21	8	5	7	13	9	100	17	14	4							
LAP 29	3	10	11	12	19	26	20	6	1	23	21	8	5	7	13	9	100	17	14	4							
LAP 30	3	10	11	12	19	26	20	6	1	23	21	8	5	7	13	9	100	17	14	4							
LAP 31	3	10	11	12	19	26	20	6	1	23	21	8	5	7	13	9	100										

. - PIT STOP ' - LAP BEHIND



ADAC GT Masters

Lap analysis Race 2



Provisional

Reg. Nr.: 0301.14.127

Sunday 11.5.2014 12:00

Circuit Zandvoort, Length: 4307 m

Air temperature: 10.3°C

Track temperature: 10.4°C

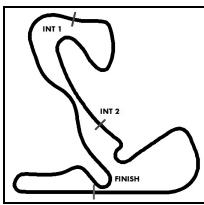
Weather condition: Wet

Lap	Time	SE1	SP1	SE2	SP2	SE3	SP3	TSP	Lap	Time	SE1	SP1	SE2	SP2	SE3	SP3	TSP
1 Andreas Wirth, DEU/ Daniel Keilwitz, DEU									theoretical besttime: 1:54.536								
1	2:08.121	1:00.385	163	31.175	154	36.561	231	179	17	2:02.856	50.690	179	29.892	197	42.274		224
2	1:57.999	51.606	170	30.383	162	36.010	233	209	18	2:56.097	1:50.141	177	30.026	184	35.930	230	
3	1:57.487	51.476	168	30.239	169	35.772	235	206	19	1:58.476	52.051	171	30.395	191	36.030	230	207
4	1:56.569	51.028	174	29.800	175	35.741	235	213	20	1:58.974	52.029	174	30.631	191	36.314	230	222
5	1:56.901	51.211	178	29.737	185	35.953	232	208	21	1:58.832	52.385	173	30.415	198	36.032	229	216
6	1:55.592	50.967	178	29.701	203	34.924	235	223	22	1:59.132	52.388	179	30.422	199	36.322	229	219
7	1:55.290	50.634	180	29.585	199	35.071	234	218	23	1:58.994	52.306	179	30.250	200	36.438	229	216
8	1:54.714	50.175	181	29.480	201	35.059	235	224	24	1:59.153	52.605	177	30.292	197	36.256	231	219
9	1:54.772	50.132	177	29.610	203	35.030	235	223	25	2:00.335	53.461	175	30.608	191	36.266	231	203
10	1:55.477	50.673	179	29.579	207	35.225	234	221	26	1:59.420	52.464	177	30.240	200	36.716	229	220
11	1:55.480	50.708	179	29.545	200	35.227	235	216	27	1:59.623	52.888	177	30.328	204	36.407	230	220
12	1:56.172	50.567	178	29.809	200	35.796	233	225	28	1:59.169	52.846	176	30.089	207	36.234	232	232
13	1:55.317	50.365	180	29.640	203	35.312	234	223	29	2:00.303	52.901	173	30.544	178	36.858	231	226
14	1:55.508	50.644	179	29.596	204	35.268	235	228	30	1:59.181	52.639	178	30.280	194	36.262	232	230
15	1:55.865	50.748	180	29.757	201	35.360	234	222	31	1:58.289	52.270	176	30.048	203	35.971	233	227
16	1:55.712	50.446	177	29.776	197	35.490	234	225									

2 Patrick Assenheimer, DEU/ Diego Alessi, ITA									theoretical besttime: 1:55.500								
1	2:13.604	1:04.211	153	31.665	148	37.728	227	150	10	1:57.095	50.787	174	30.202	196	36.106	226	231
2	2:00.026	52.965	172	30.938	190	36.123	226	184	11	1:56.892	50.971	174	30.181	198	35.740	227	216
3	1:57.980	51.878	172	30.202	196	35.900	228	211	12	1:57.047	50.891	177	30.139	193	36.017	227	226
4	1:58.274	51.566	168	30.417	191	36.291	224	219	13	1:57.754	51.484	176	30.120	198	36.150	226	218
5	1:56.831	51.282	174	30.254	193	35.295	228	223	14	1:57.967	51.635	162	30.520	197	35.812	229	221
6	1:56.634	50.353	177	30.350	199	35.931	230	229	15	1:57.354	51.318	175	30.192	201	35.844	228	219
7	1:56.027	50.475	175	30.082	205	35.470	228	229	16	1:58.126	51.676	176	30.321	194	36.129	227	226
8	1:56.687	50.682	175	30.331	201	35.674	229	230	17	2:05.293	51.919	176	30.419	196	42.955		223
9	1:56.139	50.280	178	29.925	199	35.934	227	239									

3 Kevin Estre, FRA/ Jaap van Lagen, NLD									theoretical besttime: 1:52.756								
1	2:02.424	56.932	157	30.000	186	35.492	224	213	17	2:01.143	49.710	175	29.818	201	41.615		234
2	1:56.065	50.721	162	29.852	187	35.492	220	221	18	2:52.145	1:46.463	169	30.026	174	35.656	222	
3	1:54.876	50.328	172	29.911	195	34.637	225	223	19	1:56.974	51.695	172	29.541	172	35.738	223	192
4	1:53.946	49.861	176	29.658	198	34.427	226	226	20	1:57.663	51.782	172	29.968	171	35.913	222	196
5	1:53.602	49.522	176	29.241	200	34.839	225	228	21	1:57.527	51.656	174	29.942	176	35.929	221	192
6	1:52.767	49.223	176	29.252	201	34.292	227	224	22	1:56.340	51.107	175	29.738	187	35.495	222	200
7	1:53.235	49.376	172	29.387	201	34.472	228	229	23	1:57.090	51.363	172	29.895	174	35.832	218	200
8	1:54.359	50.019	175	29.614	198	34.726	227	228	24	1:57.110	51.504	173	29.680	180	35.926	221	199
9	1:53.734	49.573	175	29.643	198	34.518	224	224	25	1:57.541	51.762	168	29.828	185	35.951	220	206
10	1:54.705	50.492	177	29.450	180	34.763	228	228	26	1:56.947	51.402	173	29.763	187	35.782	221	200
11	1:53.699	49.867	177	29.317	198	34.515	227	232	27	1:57.308	51.222	174	30.022	180	36.064	222	203
12	1:53.653	49.598	178	29.477	198	34.578	226	233	28	1:56.854	51.125	172	30.051	184	35.678	222	209
13	1:54.461	50.317	175	29.466	199	34.678	225	212	29	1:56.525	51.087	177	29.613	180	35.825	222	200
14	1:54.993	50.248	176	29.821	194	34.924	225	213	30	1:55.948	50.683	177	29.579	196	35.686	223	210
15	1:54.133	49.958	173	29.626	199	34.549	227	227	31	1:55.718	50.528	178	29.432	189	35.758	223	205
16	1:53.837	49.565	175	29.556	197	34.716	227	233									

4 Antonios Wossos, GRC/ Wolf Nathan, NLD									theoretical besttime: 1:56.471								
1	2:18.299	1:08.352	133	32.771	129	37.176	220	139	17	2:02.650	53.962	161	30.659	169	38.029	219	193
2	2:02.582	54.648	150	31.194	163	36.740	220	172	18	2:07.135	57.143	156	32.398	146	37.594	218	179
3	2:00.905	53.684	156	30.743	167	36.478	221	182	19	2:02.982	54.361	162	31.075	159	37.546	213	189
4	1:59.749	52.862	157	30.715	170	36.172	223	204	20	2:05.557	55.721	149	31.312	164	38.524	214	190
5	1:58.906	52.616	159	30.349	182	35.941	223	205	21	2:05.051	56.361	152	31.293	163	37.397	217	188
6	1:58.476	52.156	157	30.412	177	35.908	223	209	22	2:03.346	54.741	156	31.111	158	37.494	217	195
7	1:57.912	51.737	160	30.428	182	35.747	224	219	23	2:05.282	55.675	160	31.372	159	38.235	215	178
8	1:57.951	51.920	160	30.188	189	35.843	223	213	24	2:06.338	57.925	153	31.113	166	37.300	217	189
9	1:56.471	51.200	163	29.809	196	35.462	224	228	25	2:04.690	55.534	160	31.083	160	38.073	211	194
10	1:59.364	52.387	161	30.949	161	36.028	222	202	26	2:07.119	56.950	152	31.318	161	38.851	218	184
11	1:59.048	52.613	160	30.391	180	36.044	219	204	27	2:03.781	55.358	150	31.303	159	37.120	220	188
12	1:58.823	52.314	161	30.239	161	36.270	223	208	28	2:04.738	54.880	143	32.333	163	37.525	219	191



ADAC GT Masters

Lap analysis Race 2



Provisional

Reg. Nr.: 0301.14.127

Sunday 11.5.2014 12:00

Circuit Zandvoort, Length: 4307 m

Air temperature: 10.3°C

Track temperature: 10.4°C

Weather condition: Wet

Lap	Time	SE1	SP1	SE2	SP2	SE3	SP3	TSP	Lap	Time	SE1	SP1	SE2	SP2	SE3	SP3	TSP
13	1:59.378	52.979	159	30.222	186	36.177	220	195	29	2:03.545	55.060	154	30.950	163	37.535	216	187
14	2:09.440	54.208	153	30.823	161	44.409		201	30	2:04.045	56.087	159	30.967	172	36.991	214	178
15	3:07.907	2:00.742	155	30.713	170	36.452	220										
16	2:01.132	53.908	160	30.810	167	36.414	221	185									

5 Nathan Morcom, AUS/ Mario Farnbacher, DEU

theoretical besttime: 1:55.450

1	2:10.097	1:01.874	150	31.164	147	37.059	222	169	17	2:03.538	51.813	173	29.948	188	41.777		203
2	1:59.021	52.641	162	30.073	184	36.307	222	189	18	2:59.328	1:51.314	153	31.019	166	36.995	219	
3	1:58.028	51.717	174	29.946	175	36.365	218	203	19	2:03.197	52.932	165	31.848	169	38.417	214	205
4	1:56.394	51.132	173	29.750	173	35.512	225	201	20	2:01.780	53.579	161	31.180	177	37.021	217	198
5	1:56.080	50.983	173	29.636	184	35.461	225	208	21	2:01.042	53.331	161	30.941	177	36.770	221	211
6	1:55.794	51.198	173	29.376	184	35.220	228	213	22	1:58.771	52.002	169	30.197	185	36.572	222	222
7	1:57.175	51.706	170	29.765	182	35.704	221	202	23	1:58.543	51.542	171	30.281	178	36.720	219	226
8	1:56.082	51.229	174	29.647	187	35.206	226	208	24	1:59.337	52.090	171	30.159	187	37.088	217	
9	1:55.553	50.868	174	29.407	184	35.278	227	213	25	2:00.186	52.661	163	30.814	190	36.711	215	217
10	1:55.935	50.997	175	29.503	190	35.435	226	206	26	1:58.868	51.869	169	30.196	185	36.803	219	223
11	1:55.781	51.093	175	29.467	186	35.221	226	205	27	1:59.421	52.342	168	30.195	188	36.884	219	226
12	1:56.341	51.104	173	29.698	191	35.539	226	209	28	1:59.054	51.892	167	30.542	183	36.620	221	230
13	1:55.847	51.098	172	29.483	191	35.266	226	204	29	1:59.439	52.562	153	30.696	192	36.181	222	215
14	1:57.652	51.759	165	30.030	185	35.863	214	199	30	1:58.040	51.584	175	30.231	192	36.225	222	225
15	1:56.896	51.685	174	29.939	187	35.272	225	205	31	1:58.294	52.093	173	29.876	188	36.325	222	219
16	1:57.048	52.004	174	29.482	185	35.562	224	203									

6 Sebastian Asch, DEU/ Philipp Frommenwiler, CHE

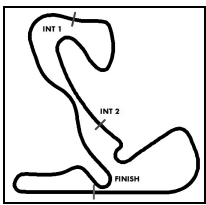
theoretical besttime: 1:55.400

1	2:10.987	1:03.035	153	30.887	163	37.065	223	174	17	1:57.403	50.948	164	30.090	191	36.365	224	223
2	1:58.722	52.373	167	29.953	179	36.396	224	200	18	1:56.801	50.936	176	29.888	191	35.977	223	211
3	1:57.946	52.404	168	29.982	187	35.560	224	200	19	1:57.142	51.192	174	29.843	192	36.107	223	199
4	1:57.189	51.624	170	29.790	175	35.775	224	203	20	1:58.010	51.147	171	30.194	178	36.669	222	209
5	1:55.797	50.993	175	29.564	195	35.240	225	206	21	1:58.808	51.989	168	30.167	190	36.652	222	203
6	1:55.671	50.972	176	29.421	200	35.278	228	206	22	1:57.808	51.505	173	30.138	194	36.165	221	208
7	1:56.624	51.308	171	29.635	180	35.681	227	203	23	1:57.892	51.820	173	30.188	192	35.884	223	205
8	1:56.518	51.517	175	29.649	194	35.352	225	207	24	1:57.474	51.494	176	29.998	193	35.982	222	214
9	1:55.527	50.739	175	29.524	187	35.264	223	214	25	1:58.121	52.082	167	30.098	196	35.941	223	212
10	1:55.981	51.004	175	29.556	197	35.421	225	213	26	1:58.505	51.802	162	30.042	199	36.661	223	219
11	1:55.898	50.943	172	29.665	193	35.290	225	207	27	1:59.756	53.162	171	30.257	187	36.337	224	208
12	1:56.157	50.856	177	29.595	191	35.706	225	214	28	1:59.114	52.679	160	30.249	194	36.186	224	215
13	2:02.548	51.059	174	29.825	193	41.664		206	29	1:57.542	51.589	174	29.832	191	36.121	223	224
14	2:52.707	1:47.104	172	29.898	197	35.705	227		30	1:57.026	51.234	172	29.955	192	35.837	225	212
15	1:56.737	51.015	173	29.942	195	35.780	221	213	31	1:56.770	51.270	175	29.667	187	35.833	224	216
16	1:56.513	51.358	176	29.570	195	35.585	225	197									

7 Herbert Handlos, AUT/ Alfred Renauer, DEU

theoretical besttime: 1:55.059

1	2:09.890	1:01.531	158	30.899	149	37.460	219	163	17	2:55.707	1:49.129	165	30.054	185	36.524	220	
2	1:58.808	52.560	173	30.050	170	36.198	221	197	18	2:00.957	53.627	167	30.820	187	36.510	217	208
3	1:57.750	51.728	173	29.990	184	36.032	220	208	19	2:05.513	52.297	166	30.527	191	42.689	204	213
4	1:56.498	51.217	174	29.542	195	35.739	222	211	20	2:01.215	53.472	163	30.738	186	37.005	217	198
5	1:56.300	51.124	176	29.684	190	35.492	221	220	21	2:01.898	53.767	160	30.900	178	37.231	217	208
6	1:55.866	51.126	176	29.273	196	35.467	225	222	22	2:04.241	56.160	155	31.002	179	37.079	218	216
7	1:57.033	51.618	174	29.570	180	35.845	225	222	23	2:01.646	53.347	163	30.880	182	37.419	216	224
8	1:56.175	51.191	178	29.416	189	35.568	222	220	24	2:01.370	53.556	164	30.859	180	36.955	218	221
9	1:55.512	50.708	176	29.319	193	35.485	224	227	25	2:01.318	53.602	163	30.848	189	36.868	220	211
10	1:55.584	50.789	178	29.183	196	35.612	223	220	26	2:01.445	53.570	163	30.805	185	37.070	218	213
11	1:55.214	50.543	178	29.338	192	35.333	224	225	27	2:00.598	53.358	168	30.488	184	36.752	219	207
12	1:55.766	50.613	179	29.436	197	35.717	223	223	28	2:00.342	53.159	163	30.605	181	36.578	221	220
13	1:55.463	50.725	179	29.335	192	35.403	224	226	29	2:00.112	52.879	167	30.479	189	36.754	217	222
14	1:56.902	51.850	178	29.504	194	35.548	224	208	30	2:01.187	53.325	163	30.562	190	37.300	216	215
15	1:55.946	51.148	180	29.462	196	35.336	225	215	31	2:00.533	53.263	164	30.363	187	36.907	216	198
16	2:04.422	50.923	178	29.854	191	43.645		221									



ADAC GT Masters

Lap analysis Race 2



Provisional

Reg. Nr.: 0301.14.127

Sunday 11.5.2014 12:00

Circuit Zandvoort, Length: 4307 m

Air temperature: 10.3°C

Track temperature: 10.4°C

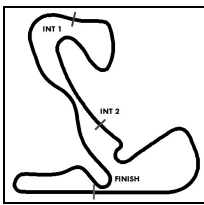
Weather condition: Wet

Lap	Time	SE1	SP1	SE2	SP2	SE3	SP3	TSP	Lap	Time	SE1	SP1	SE2	SP2	SE3	SP3	TSP
8 Robert Renauer, DEU/ Norbert Siedler, AUT									theoretical besttime: 1:54.075								
1	2:06.710	59.448	157	30.993	158	36.269	217	178	17	2:12.954	1:07.586	179	29.749	192	35.619	223	
2	1:58.918	52.061	170	30.821	164	36.036	220	187	18	1:58.325	51.814	175	30.524	180	35.987	221	220
3	1:57.174	51.343	171	30.248	159	35.583	222	210	19	1:57.468	51.462	173	30.123	181	35.883	221	217
4	1:57.110	51.345	176	29.860	170	35.905	223	201	20	1:58.954	52.061	174	30.364	177	36.529	221	212
5	1:57.279	51.967	174	29.730	174	35.582	220	209	21	2:01.329	53.403	162	30.981	167	36.945	219	196
6	1:56.948	51.491	178	29.582	181	35.875	221	213	22	1:58.588	52.306	175	30.002	186	36.280	223	196
7	1:55.919	51.136	175	29.484	182	35.299	223	203	23	1:58.712	52.096	176	30.315	170	36.301	221	213
8	1:54.308	50.120	181	29.363	186	34.825	223	208	24	1:58.503	52.032	172	30.222	188	36.249	220	203
9	1:54.317	50.194	178	29.130	192	34.993	224	208	25	1:56.342	50.991	179	29.615	191	35.736	222	229
10	1:54.755	50.450	176	29.194	191	35.111	224	206	26	1:56.496	51.049	179	29.646	185	35.801	223	227
11	1:55.703	50.878	177	29.453	186	35.372	224	208	27	1:57.105	51.182	177	29.838	169	36.085	221	225
12	1:55.735	50.379	177	29.742	185	35.614	221	216	28	1:56.919	51.173	178	29.839	187	35.907	222	230
13	1:55.632	50.735	176	29.601	185	35.296	223	221	29	1:56.455	50.988	179	29.608	189	35.859	224	224
14	2:02.687	50.999	177	29.428	188	42.260		203	30	1:56.691	51.339	179	29.704	182	35.648	225	208
15	2:51.987	1:45.930	175	30.286	193	35.771	221		31	1:58.863	52.008	175	29.950	186	36.905	222	208
16	2:04.905	51.937	179	29.544	197	43.424		204									

9 Florian Scholze, DEU/ Dominik Jöst, DEU									theoretical besttime: 1:56.095								
1	2:16.190	1:06.622	149	31.965	146	37.603	221	139	17	1:57.075	51.548	171	29.729	189	35.798	224	212
2	2:00.910	54.047	160	30.521	162	36.342	223	179	18	1:58.739	51.903	173	30.081	188	36.755	222	213
3	1:58.564	52.059	168	30.191	178	36.314	225	207	19	2:00.367	52.728	166	30.871	188	36.768	220	199
4	1:59.460	51.837	163	31.657	162	35.966	223	212	20	2:00.717	53.107	166	30.521	178	37.089	218	203
5	1:57.767	52.001	159	30.068	185	35.698	224	206	21	2:00.589	53.088	170	30.779	185	36.722	222	218
6	1:57.581	51.903	163	30.210	182	35.468	225	204	22	1:59.006	52.286	171	30.223	194	36.497	224	220
7	1:56.854	51.653	168	29.915	193	35.286	227	200	23	1:59.721	52.885	171	30.246	187	36.590	221	215
8	1:56.095	51.341	163	29.645	190	35.109	227	203	24	1:59.989	52.620	165	30.542	183	36.827	222	218
9	1:57.329	51.651	169	30.069	190	35.609	227	221	25	1:59.813	52.594	169	30.487	196	36.732	222	212
10	1:58.779	52.350	161	29.872	180	36.557	222	193	26	2:14.457	52.164	171	45.389	168	36.904	222	213
11	1:58.453	52.071	160	30.412	187	35.970	226	201	27	2:00.802	53.175	170	31.119	174	36.508	224	208
12	1:58.131	51.894	161	30.394	179	35.843	225	211	28	1:59.114	52.466	171	30.127	190	36.521	222	205
13	1:58.816	52.501	157	30.499	182	35.816	227	190	29	1:58.709	52.476	170	30.066	186	36.167	224	
14	1:57.642	52.304	171	29.811	183	35.527	225	195	30	2:00.460	53.914	161	30.379	186	36.167	225	213
15	2:03.941	51.360	170	29.766	186	42.815		196									
16	2:52.693	1:46.928	171	29.944	190	35.821	224										

10 Kelvin van der Linde, ZAF/ Rene Rast, DEU									theoretical besttime: 1:53.529								
1	1:59.808	54.662	172	29.715	184	35.431	219	213	17	1:55.469	50.541	178	29.731	190	35.197	225	220
2	1:55.747	50.941	173	29.427	193	35.379	220	207	18	1:55.208	50.335	178	29.755	198	35.118	223	221
3	1:54.700	50.502	178	29.330	198	34.868	223	217	19	1:56.256	51.116	176	29.672	195	35.468	225	215
4	1:54.297	50.399	180	29.257	196	34.641	224	229	20	1:57.984	51.716	176	30.229	183	36.039	218	216
5	1:54.021	50.000	180	29.183	197	34.838	223	223	21	1:56.787	51.016	177	30.218	194	35.553	219	221
6	1:53.697	49.823	181	29.325	192	34.549	224	223	22	1:56.596	51.124	175	29.901	195	35.571	222	221
7	1:53.951	49.797	180	29.351	197	34.803	223	229	23	1:57.183	51.508	174	30.210	192	35.465	222	211
8	1:54.415	50.368	179	29.366	193	34.681	225	229	24	1:57.289	51.378	177	30.104	184	35.807	224	212
9	1:54.051	49.883	181	29.468	198	34.700	224	229	25	1:57.076	51.211	174	30.141	183	35.724	222	217
10	1:54.908	50.421	180	29.371	180	35.116	224	229	26	1:57.566	51.815	175	30.043	180	35.708	222	206
11	1:55.326	51.047	177	29.517	191	34.762	225	224	27	1:57.671	51.394	174	30.294	178	35.983	220	221
12	1:54.491	50.445	181	29.471	197	34.575	225	222	28	1:57.399	51.424	176	30.114	177	35.861	223	214
13	1:54.607	50.258	178	29.463	193	34.886	224	223	29	1:57.153	51.274	176	30.197	177	35.682	222	217
14	2:01.810	50.619	179	29.675	195	41.516		205	30	1:57.420	51.657	177	30.002	172	35.761	224	203
15	2:50.259	1:45.162	177	29.885	191	35.212	220		31	1:56.797	51.092	177	29.901	184	35.804	190	218
16	1:55.751	50.787	176	29.702	189	35.262	223	209									

11 Fabian Hamprecht, DEU/ Nicki Thiim, DNK									theoretical besttime: 1:52.981								
1	2:01.159	55.748	175	29.757	186	35.654	220	201	17	2:00.083	49.988	181	29.318	200	40.777		230
2	1:57.206	51.615	172	29.842	186	35.749	221	214	18	2:52.833	1:46.577	172	30.420	187	35.836	222	
3	1:57.025	51.965	173	29.887	191	35.173	223	204	19	1:57.986	51.730	176	29.941	188	36.315	223	202
4	1:54.988	50.363	175	29.571	194	35.054	223	224	20	1:58.817	51.597	174	30.339	179	36.881	215	207
5	1:54.089	50.039	176	29.326	197	34.724	224	230	21	1:58.139	52.042	173	30.287	185	35.810	223	207



ADAC GT Masters

Lap analysis Race 2



Provisional

Reg. Nr.: 0301.14.127

Sunday 11.5.2014 12:00

Circuit Zandvoort, Length: 4307 m

Air temperature: 10.3°C

Track temperature: 10.4°C

Weather condition: Wet

Lap	Time	SE1	SP1	SE2	SP2	SE3	SP3	TSP	Lap	Time	SE1	SP1	SE2	SP2	SE3	SP3	TSP
6	1:53.855	49.894	176	29.377	198	34.584	226	227	22	1:56.988	51.342	176	30.249	190	35.397	224	215
7	1:53.547	49.497	176	29.336	197	34.714	226	238	23	1:57.222	51.580	176	30.029	184	35.613	223	212
8	1:53.189	49.705	179	29.197	198	34.287	224	234	24	1:57.406	51.302	174	30.088	183	36.016	222	219
9	1:53.220	49.565	179	29.222	199	34.433	225	235	25	1:57.549	51.451	173	30.150	186	35.948	222	207
10	1:53.447	49.549	181	29.226	197	34.672	223	236	26	1:58.259	52.167	166	30.403	193	35.689	222	221
11	1:54.059	49.922	180	29.297	192	34.840	225	234	27	1:57.881	51.403	174	30.405	184	36.073	223	215
12	1:54.575	50.201	180	29.474	196	34.900	225	230	28	1:57.612	51.370	168	30.255	184	35.987	222	221
13	1:54.383	50.067	180	29.315	194	35.001	224	231	29	1:57.939	51.383	173	30.220	178	36.336	222	213
14	1:55.131	50.624	181	29.401	194	35.106	224	218	30	1:57.413	51.439	174	30.082	194	35.892	224	209
15	1:53.892	49.768	181	29.381	198	34.743	222	232	31	1:58.029	51.371	172	30.357	173	36.301	219	218
16	1:53.338	49.558	181	29.294	198	34.486	225	234									

12 Christer Jöns, DEU/ Markus Winkelhock, DEU

theoretical besttime: 1:52.679

1	2:03.812	57.633	157	30.251	182	35.928	219	210	17	1:53.534	49.600	180	29.460	198	34.474	225	228
2	1:57.266	51.349	169	30.044	187	35.873	223	213	18	1:54.700	50.116	178	29.434	200	35.150	222	230
3	1:57.170	51.570	173	30.362	194	35.238	224	220	19	1:55.682	50.169	179	30.089	197	35.424	223	236
4	1:54.879	50.225	167	29.639	195	35.015	224	226	20	1:56.611	50.767	175	30.215	188	35.629	221	232
5	1:54.388	50.224	172	29.542	198	34.622	225	233	21	1:58.114	51.777	169	30.601	190	35.736	220	210
6	1:54.766	50.661	174	29.359	203	34.746	227	234	22	1:57.664	51.758	172	30.357	196	35.549	222	231
7	1:54.581	50.558	177	29.405	193	34.618	227	225	23	1:56.913	51.303	176	29.799	198	35.811	221	226
8	1:52.990	49.441	177	29.408	189	34.141	227	222	24	1:57.787	51.830	171	30.111	190	35.846	221	221
9	1:53.255	49.873	178	29.097	201	34.285	226	234	25	1:58.615	52.288	168	30.413	188	35.914	218	214
10	1:54.493	49.938	178	29.344	198	35.211	224	228	26	1:58.958	52.810	169	30.275	188	35.873	220	205
11	1:53.989	49.842	177	29.726	192	34.421	225	226	27	1:58.933	52.363	172	30.580	181	35.990	221	213
12	1:55.049	50.678	176	29.529	190	34.842	223	228	28	1:57.637	51.994	171	29.844	191	35.799	223	217
13	1:54.453	50.520	177	29.411	199	34.522	224	227	29	1:57.481	51.212	173	30.042	181	36.227	222	221
14	1:54.380	50.397	179	29.324	200	34.659	224	211	30	1:57.283	51.201	174	30.186	187	35.896	223	235
15	2:01.993	50.729	175	29.723	200	41.541		223	31	1:57.188	51.469	174	30.032	187	35.687	222	221
16	2:51.471	1:46.922	180	29.580	200	34.969	224										

13 David Jahn, DEU/ Sven Barth, DEU

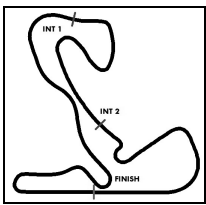
theoretical besttime: 1:55.665

1	2:13.946	1:04.643	143	32.396	149	36.907	225	142	17	2:04.226	51.273	176	30.316	192	42.637		215
2	2:00.033	52.951	153	30.950	174	36.132	225	167	18	2:56.453	1:49.045	172	30.502	183	36.906	226	
3	1:58.160	51.823	159	30.501	175	35.836	226	202	19	2:00.020	52.863	163	30.564	177	36.593	224	208
4	1:57.774	51.424	164	30.515	189	35.835	222	220	20	2:00.118	52.819	173	30.805	185	36.494	223	194
5	1:57.823	51.892	173	30.339	183	35.592	227	225	21	2:00.551	53.150	172	30.923	172	36.478	224	217
6	1:56.149	50.451	175	29.984		35.714	230	211	22	2:00.867	52.904	159	31.235	170	36.728	226	210
7	1:56.189	50.508	175	30.145	186	35.536	228	215	23	2:01.428	53.099	157	31.009	179	37.320	222	216
8	1:56.451	50.592	174	30.155	189	35.704	226	217	24	2:01.610	53.517	154	31.122	171	36.971	224	207
9	1:56.074	50.468	177	30.040	182	35.566	227	222	25	2:01.426	53.400	156	30.990	178	37.036	224	206
10	1:57.205	50.707	170	30.222	192	36.276	222	216	26	2:01.161	53.416	160	30.918	189	36.827	227	209
11	1:57.028	50.987	174	30.385	191	35.656	228	216	27	2:01.178	53.349	161	30.765	167	37.064	225	207
12	1:57.248	50.674	169	30.648	186	35.926	225	213	28	2:00.667	52.800	163	31.004	171	36.863	225	215
13	1:57.172	51.004	170	30.191	200	35.977	227	208	29	2:00.375	52.776	165	30.743	171	36.856	226	210
14	1:56.434	51.054	175	30.150	190	35.230	228	198	30	2:00.730	53.147	156	30.919	177	36.792	223	216
15	1:56.843	51.244	174	30.016	198	35.583	227	219	31	2:01.168	53.810	173	30.561	183	36.797	224	189
16	1:56.522	50.728	178	30.168	199	35.626	227	223									

14 Florian Spengler, DEU/ Marko Asmer, EST

theoretical besttime: 1:56.855

1	2:16.458	1:06.885	142	31.927	155	37.646	223	149	17	2:59.787	1:52.353	165	30.854	192	36.580	221	
2	2:01.265	54.217	151	30.920	172	36.128	224	202	18	2:00.328	53.110	170	30.487	192	36.731	219	210
3	1:58.311	51.875	153	30.385	176	36.051	225	207	19	2:00.817	53.071	161	30.768	177	36.978	219	212
4	1:57.914	51.962	155	30.484	181	35.468	223	217	20	2:01.670	53.271	165	31.350	180	37.049	219	215
5	1:57.121	51.470	161	30.181	187	35.470	225	230	21	2:01.335	53.252	163	31.356	192	36.727	220	221
6	1:57.465	51.622	164	30.126	183	35.717	224	213	22	2:02.162	52.794	168	31.624	178	37.744	221	215
7	1:57.393	51.480	162	30.290	187	35.623	226	225	23	2:01.085	53.056	161	31.101	195	36.928	221	203
8	1:56.953	51.568	161	29.991	192	35.394	223	221	24	2:02.108	53.380	141	31.239	168	37.489	219	225
9	1:57.556	51.687	158	30.042	193	35.827	224	227	25	2:04.832	55.040	162	32.422	160	37.370	220	202
10	1:58.678	52.172	159	30.160	189	36.346	224	194	26	2:04.023	55.889	166	30.877	160	37.257	222	192
11	1:58.559	52.127	157	30.415	192	36.017	222	217	27	2:05.561	56.130	165	31.176	172	38.255	220	206
12	1:57.913	51.836	156	30.325	194	35.752	224	220	28	2:03.411	54.939	145	31.184	181	37.288	221	204



ADAC GT Masters

Lap analysis Race 2



Provisional

Reg. Nr.: 0301.14.127

Sunday 11.5.2014 12:00

Circuit Zandvoort, Length: 4307 m

Air temperature: 10.3°C

Track temperature: 10.4°C

Weather condition: Wet

Lap	Time	SE1	SP1	SE2	SP2	SE3	SP3	TSP	Lap	Time	SE1	SP1	SE2	SP2	SE3	SP3	TSP
13	1:58.964	52.723	156	30.467	196	35.774	223	192	29	2:03.163	53.555	154	32.174	150	37.434	223	220
14	2:00.543	53.569	154	31.126	188	35.848	224	197	30	2:01.712	53.388	163	31.210	183	37.114	211	197
15	1:58.596	52.363	158	30.336	192	35.897	221	205									
16	2:08.093	52.878	158	30.444	178	44.771		200									

16 Rahel Frey, CHE/ Philip Geipel, DEU

theoretical besttime: 1:55.141

1	2:12.415	1:03.541	150	31.335	136	37.539	217	161	11	1:55.640	51.090	177	29.632	191	34.918	223	215
2	1:58.925	52.296	169	30.378	175	36.251	218	200	12	1:55.889	51.060	178	29.687	195	35.142	222	210
3	1:57.964	51.995	172	30.234	183	35.735	223	205	13	1:56.058	51.102	177	29.643	195	35.313	222	197
4	1:58.583	51.314	174	30.846	159	36.423	213	216	14	1:56.962	51.476	169	30.222	192	35.264	223	205
5	1:55.525	50.932	175	29.576	188	35.017	224	232	15	2:03.578	50.815	176	29.959	193	42.804		211
6	1:55.878	50.894	176	29.723	192	35.261	224	211	16	2:52.955	1:46.722	161	29.977	183	36.256	222	
7	1:55.898	50.886	173	29.756	191	35.256	224	215	17	1:57.117	51.644	177	29.865	194	35.608	223	207
8	1:55.619	50.647	178	29.932	187	35.040	224	223	18	1:58.263	51.618	175	30.028	177	36.617	219	215
9	1:56.127	50.978	175	29.913	199	35.236	224	215	19	2:02.642	52.693	174	30.572	176	39.377	205	202
10	2:22.260	1:16.979	173	30.018	197	35.263	222	225	20	2:24.144	58.209	133	35.468	135	50.467		192

17 Remo Lips, CHE/ Lennart Marioneck, DEU

theoretical besttime: 1:57.293

1	2:17.085	1:07.077	146	32.207	150	37.801	224	147	17	2:00.469	53.411	169	30.240	185	36.818	223	202
2	2:01.984	54.424	167	31.060	185	36.500	225	187	18	1:59.874	52.685	174	30.176	185	37.013	223	194
3	1:59.756	52.634	170	30.542	166	36.580	226	209	19	2:00.861	53.002	171	30.405	185	37.454	222	194
4	1:59.586	52.204	172	30.759	182	36.623	225	220	20	2:01.596	53.639	169	30.689	179	37.268	221	207
5	1:58.642	51.844	172	30.595	191	36.203	227	232	21	2:01.177	53.231	173	30.656	182	37.290	223	202
6	1:59.815	52.906	173	30.341	183	36.568	226	211	22	2:01.565	53.168	173	30.507	177	37.890	222	194
7	1:57.989	51.823	174	29.951	196	36.215	226	210	23	2:02.028	53.354	172	30.493	169	38.181	223	191
8	1:57.592	51.628	176	30.074	202	35.890	226	221	24	2:01.449	53.873	175	30.328	182	37.248	222	197
9	1:57.815	51.463	176	29.940	196	36.412	226	220	25	2:02.261	54.418	163	30.737	169	37.106	222	202
10	1:58.680	52.093	174	30.042	191	36.545	224	210	26	2:00.892	53.324	167	30.429	168	37.139	222	203
11	1:59.694	53.190	173	30.279	192	36.225	226	226	27	2:01.954	54.210	177	30.437	171	37.307	224	205
12	1:59.074	52.262	166	30.408	194	36.404	226	203	28	2:02.623	53.523	157	30.653	166	38.447	225	203
13	1:58.663	52.173	174	30.172	191	36.318	224	210	29	2:00.006	52.480	174	30.303	171	37.223	225	212
14	2:05.993	52.087	171	30.355	180	43.551		217	30	1:59.449	52.485	176	30.233	171	36.731	227	203
15	2:56.598	1:48.856	175	31.186	178	36.556	224										
16	1:59.424	52.485	173	30.381	190	36.558	224	200									

18 Toni Seiler, CHE/ Jeroen Bleekemolen, NLD

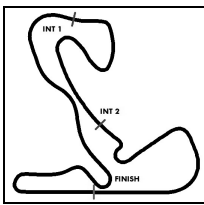
theoretical besttime: 1:55.143

1	2:05.573	58.823	173	30.146	161	36.604	225	193	6	1:57.919	51.396	174	30.253	171	36.270	229	215
2	1:58.859	52.356	162	30.470	170	36.033	228	198	7	1:57.428	52.141	172	29.566	174	35.721	231	196
3	1:57.352	51.512	171	29.984	172	35.856	227	199	8	1:56.066	51.234	177	29.375	179	35.457	229	212
4	1:57.729	51.717	170	29.994	173	36.018	228	205	9	1:55.298	50.650	176	29.471	186	35.177	229	217
5	1:56.791	51.458	174	29.765	172	35.568	230	209	10	2:18.724	50.728	174	29.316	182	58.680		217

19 Claudia Hürtgen, DEU/ Dominik Baumann, AUT

theoretical besttime: 1:53.930

1	2:03.121	56.558	175	30.311	174	36.252	223	211	17	1:56.365	50.838	178	29.998	176	35.529	226	216
2	1:57.683	51.405	173	30.053	178	36.225	221	211	18	1:55.350	50.076	180	29.722	192	35.552	222	221
3	1:56.354	51.197	178	29.811	194	35.346	224	215	19	1:58.638	50.857	182	29.892	181	37.889	199	221
4	1:55.525	50.566	177	29.640	194	35.319	227	230	20	1:58.631	51.839	175	30.423	179	36.369	218	211
5	1:54.549	50.174	177	29.460	199	34.915	226	231	21	1:57.414	51.126	173	29.968	178	36.320	218	208
6	1:54.867	50.398	179	29.408	198	35.061	226	228	22	1:57.710	51.357	177	30.162	183	36.191	220	211
7	1:55.210	50.348	178	29.440	200	35.422	223	232	23	1:57.978	51.195	177	30.605	184	36.178	220	212
8	1:54.976	50.423	178	29.486	186	35.067	228	220	24	1:57.908	51.265	179	29.943	185	36.700	216	215
9	1:54.108	49.850	175	29.520	200	34.738	227	240	25	1:57.507	51.314	176	29.902	180	36.291	219	209
10	1:54.497	50.334	177	29.380	201	34.783	228	232	26	1:57.996	51.301	175	29.970	178	36.725	217	203
11	1:54.296	49.961	178	29.431	199	34.904	227	225	27	1:57.557	50.923	181	29.942	184	36.692	219	210
12	1:54.980	50.130	177	29.569	198	35.281	227	238	28	1:57.687	51.271	177	30.015	176	36.401	223	212
13	1:54.548	50.087	176	29.520	198	34.941	226	232	29	1:57.298	51.548	174	29.838	184	35.912	223	224
14	2:01.426	50.623	176	29.342	202	41.461		208	30	1:56.673	50.849	175	29.956	190	35.868	225	216
15	2:50.712	1:45.586	179	29.792	188	35.334	226		31	1:56.686	50.878	177	29.844	183	35.964	223	214
16	1:56.463	50.896	177	29.868	179	35.699	224	222									



ADAC GT Masters

Lap analysis Race 2



Provisional

Reg. Nr.: 0301.14.127

Sunday 11.5.2014 12:00

Circuit Zandvoort, Length: 4307 m

Air temperature: 10.3°C

Track temperature: 10.4°C

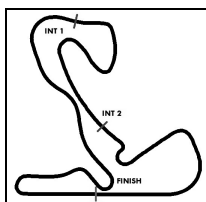
Weather condition: Wet

Lap	Time	SE1	SP1	SE2	SP2	SE3	SP3	TSP	Lap	Time	SE1	SP1	SE2	SP2	SE3	SP3	TSP
20 Max Sandritter, DEU/ Jens Klingmann, DEU									theoretical besttime: 1:53.728								
1	2:07.578	59.635	155	31.306	160	36.637	219	183	17	1:54.828	50.132	180	29.567	201	35.129	221	213
2	1:57.679	51.421	162	30.353	181	35.905	221	206	18	2:01.420	50.147	180	29.561	198	41.712		224
3	1:56.971	50.986	165	30.216	182	35.769	223	221	19	3:01.164	1:47.240	169	30.196	178	43.728	171	
4	1:55.607	50.985	175	29.636	192	34.986	225	221	20	1:59.961	53.329	168	30.321	184	36.311	219	190
5	1:54.611	50.018	178	29.522	193	35.071	224	229	21	1:58.502	52.205	166	30.142	190	36.155	221	216
6	1:54.206	49.804	180	29.472	198	34.930	226	223	22	1:58.936	52.319	169	30.611	180	36.006	222	210
7	1:54.269	49.740	182	29.452	193	35.077	224	217	23	1:58.797	52.124	168	30.623	182	36.050	220	226
8	1:54.079	49.780	181	29.399	197	34.900	226	221	24	1:58.195	51.813	172	30.276	193	36.106	221	224
9	1:53.728	49.669	180	29.261	196	34.798	226	222	25	1:58.059	51.784	168	30.232	190	36.043	221	216
10	1:54.111	49.752	181	29.529	197	34.830	228	224	26	1:58.117	51.707	174	30.175	189	36.235	221	217
11	1:54.494	49.921	181	29.472	189	35.101	225	225	27	1:57.740	51.682	173	30.034	192	36.024	219	229
12	1:54.670	49.981	181	29.593	196	35.096	223	221	28	1:58.210	51.599	172	30.341	191	36.270	223	230
13	1:54.920	50.053	179	29.817	195	35.050	227	220	29	1:58.194	51.677	173	30.055	186	36.462	220	228
14	1:54.278	50.016	180	29.463	198	34.799	227	202	30	1:58.175	51.701	174	30.205	179	36.269	222	229
15	1:54.071	49.734	180	29.463	200	34.874	224	222	31	1:57.677	51.302	172	30.266	185	36.109	215	234
16	1:54.364	49.899	180	29.478	201	34.987	223	221									

21 Luca Ludwig, DEU/ Alon Day, ISR									theoretical besttime: 1:55.201								
1	2:11.711	1:02.737	164	31.102	152	37.872	222		17	1:58.082	51.896	178	30.080	199	36.106	223	215
2	1:58.921	52.511	174	30.060	179	36.350	222	191	18	1:58.094	51.599	179	29.914	196	36.581	219	221
3	1:58.312	52.251	176	29.939	168	36.122	224	200	19	1:59.236	52.466	176	30.223	193	36.547	221	214
4	1:56.920	51.255	177	29.763	181	35.902	226	210	20	1:59.348	52.415	172	30.307	191	36.626	222	214
5	1:56.065	51.027	178	29.589	188	35.449	224	215	21	1:58.811	52.010	177	30.218	198	36.583	222	224
6	1:56.049	51.101	179	29.514	200	35.434	227	213	22	1:58.583	52.104	175	30.089	198	36.390	222	219
7	1:55.897	50.783	178	29.663	199	35.451	226	214	23	1:57.922	51.557	177	30.032	197	36.333	224	226
8	1:56.317	51.312	179	29.765	199	35.240	225	215	24	1:57.930	51.432	179	30.165	193	36.333	222	228
9	1:55.681	50.949	178	29.538	199	35.194	227	213	25	1:58.145	51.484	178	30.296	194	36.365	221	228
10	1:56.925	50.804	180	29.695	202	36.426	228	221	26	1:58.356	52.002	177	30.227	199	36.127	223	227
11	1:55.859	50.697	182	29.915	201	35.247	227	223	27	1:58.527	51.990	176	30.177	197	36.360	223	223
12	1:55.508	50.577	182	29.430	204	35.501	225	225	28	1:58.401	52.235	176	29.978	197	36.188	224	217
13	1:56.053	50.815	181	29.699	202	35.539	227	223	29	1:58.135	51.559	178	30.215	195	36.361	223	225
14	2:02.903	50.746	180	29.606	197	42.551		229	30	1:57.859	51.387	178	30.020	199	36.452	219	228
15	2:56.430	1:50.435	178	29.965	196	36.030	223		31	1:58.541	51.842	177	30.028	197	36.671	218	221
16	1:57.728	51.660	180	29.805	199	36.263	223	208									

23 Jan Seyffarth, DEU/ Maro Engel, DEU									theoretical besttime: 1:54.084								
1	2:08.511	1:00.718	159	31.178	170	36.615	223	169	17	1:56.723	51.528	174	29.864	190	35.331	225	202
2	2:06.217	1:00.288	177	29.998	178	35.931	224	229	18	2:00.044	52.422	163	30.991	182	36.631	221	207
3	1:57.798	51.406	162	31.041	179	35.351	225	194	19	1:59.047	52.257	170	30.419	181	36.371	221	208
4	1:57.753	51.263	155	30.842	188	35.648	225	209	20	1:58.581	52.049	174	30.321	193	36.211	221	215
5	1:56.866	51.118	169	30.059	196	35.689	227	223	21	1:59.266	52.422	177	30.310	192	36.534	221	208
6	1:55.644	50.367	176	29.943	197	35.334	228	228	22	1:58.715	52.061	178	30.264	192	36.390	221	215
7	1:54.859	49.832	181	29.682	192	35.345	229	226	23	1:58.523	51.959	176	30.325	195	36.239	222	212
8	1:55.390	51.138	180	29.589	201	34.663	229	210	24	1:58.026	51.822	178	29.985	198	36.219	221	211
9	1:54.550	49.852	180	29.602	201	35.096	228	227	25	1:58.541	52.046	175	30.287	197	36.208	221	221
10	1:55.777	50.890	177	29.653	204	35.234	226	229	26	1:58.704	52.088	176	30.177	195	36.439	220	217
11	1:55.888	50.516	178	30.107	200	35.265	228	221	27	1:58.316	52.118	179	29.987	200	36.211	221	210
12	1:55.179	50.355	178	29.873	203	34.951	227	228	28	1:57.654	51.748	180	30.070	198	35.836	223	213
13	1:56.327	51.003	178	29.894	199	35.430	226	216	29	1:57.630	51.821	178	30.044	199	35.765	223	223
14	1:56.124	50.587	175	30.010	202	35.527	225	216	30	1:57.042	51.358	178	29.831	200	35.853	224	221
15	2:02.499	50.818	172	30.256	197	41.425		227	31	1:56.620	51.277	181	29.829	202	35.514	225	227
16	2:54.133	1:48.523	180	30.030	187	35.580	224										

24 Albert von Thurn und Taxis, DEU/ Peter Kox, NLD									theoretical besttime: 1:57.037								
1	2:17.566	1:07.414	153	32.479	160	37.673	226	151	6	1:57.985	51.728	169	30.260	181	35.997	232	212
2	2:02.220	54.305	162	31.233		36.682	230	186	7	1:57.510	51.380	168	30.202	190	35.928	232	213
3	1:59.574	52.465	165	30.839	173	36.270	232	194	8	1:57.560	51.584	173	30.032	187	35.944	233	207
4	1:59.469	52.194	172	30.946	178	36.329	232	206									
5	1:58.637	51.867	170	30.600	193	36.170	231	208									



ADAC GT Masters



Lap analysis Race 2

Provisional

Reg. Nr.: 0301.14.127

Sunday 11.5.2014 12:00

Circuit Zandvoort, Length: 4307 m

Air temperature: 10.3°C

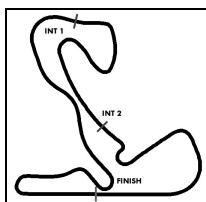
Track temperature: 10.4°C

Weather condition: Wet

Lap	Time	SE1	SP1	SE2	SP2	SE3	SP3	TSP	Lap	Time	SE1	SP1	SE2	SP2	SE3	SP3	TSP
26 Maximilian Götz, DEU/ Maximilian Buhk, DEU									theoretical besttime: 1:54.026								
1	2:04.464	57.949	167	30.222	175	36.293	223	190	17	1:56.181	50.723	182	29.739	199	35.719	225	223
2	1:57.113	51.150	175	30.006	178	35.957	223	214	18	1:56.391	50.931	182	29.648	196	35.812	224	228
3	1:57.387	51.398	178	30.141	199	35.848	225	210	19	1:57.357	51.388	181	29.668	192	36.301	221	218
4	1:55.110	50.315	180	29.565	191	35.230	226	221	20	1:57.895	51.422	178	30.063	188	36.410	222	213
5	1:54.638	50.167	181	29.401	195	35.070	226	227	21	1:58.083	51.599	176	30.442	189	36.042	222	216
6	1:54.740	49.956	181	29.631	196	35.153	226	230	22	1:57.343	51.508	176	30.145	201	35.690	224	212
7	1:54.609	49.910	181	29.615	190	35.084	228	224	23	1:57.874	51.646	175	30.252	195	35.976	224	215
8	1:54.912	50.129	179	29.567	196	35.216	227	226	24	1:57.397	51.668	175	29.762	195	35.967	224	211
9	1:54.205	49.754	181	29.580	196	34.871	229	238	25	1:57.609	51.426	177	30.055	189	36.128	222	214
10	1:54.467	50.121	182	29.457	196	34.889	228	230	26	1:58.013	51.662	177	30.114	192	36.237	224	209
11	1:54.640	49.962	181	29.611	195	35.067	228	234	27	1:57.311	51.412	181	29.856	194	36.043	224	224
12	1:54.934	50.144	181	29.737	199	35.053	225	228	28	1:57.728	51.257	181	29.967	183	36.504	223	212
13	2:01.502	50.416	178	29.838	197	41.248		232	29	1:57.275	51.226	176	30.057	192	35.992	224	207
14	2:53.108	1:47.362	181	29.718	195	36.028	225		30	1:56.628	51.005	181	29.715	196	35.908	225	222
15	1:55.373	50.541	181	29.593	200	35.239	226	219	31	1:57.099	50.970	177	30.036	191	36.093	205	217
16	1:56.044	50.819	181	29.539	199	35.686	225	222									

27 Luca Stolz, DEU/ Heinz-Harald Frentzen, DEU									theoretical besttime: 1:54.073								
1	2:13.014	1:03.909	145	31.046	159	38.059	218	144	7	1:56.145	50.518	175	30.023	184	35.604	225	213
2	1:58.938	52.154	164	30.299	172	36.485	223	195	8	1:55.236	50.596	176	29.454	197	35.186	227	215
3	1:58.176	51.682	168	30.553	178	35.941	225	216	9	1:54.511	49.448	176	29.892	198	35.171	228	230
4	1:58.069	50.845	171	30.286	175	36.938	214	217	10	1:54.884	50.020	172	29.454	203	35.410	227	234
5	1:57.212	51.650	175	29.909	193	35.653	223	214	11	2:05.618	50.218	176	40.006	182	35.394	226	214
6	1:55.815	50.212	175	29.872	182	35.731	224	216	12	1:55.917	50.166	170	30.139	204	35.612	224	215

100 Florian Stoll, DEU/ Daniel Dobitsch, AUT									theoretical besttime: 1:55.790								
1	2:13.185	1:03.226	159	32.223	146	37.736	215	163	17	1:57.746	51.808	175	29.922	188	36.016	218	220
2	1:59.574	52.703	165	30.432	168	36.439	218	191	18	1:57.853	51.765	170	29.876	189	36.212	218	219
3	1:57.919	51.574	170	30.259	187	36.086	220	211	19	1:59.159	52.119	170	30.492	178	36.548	216	207
4	1:57.503	51.433	169	30.083	179	35.987	216	212	20	2:01.321	53.097	166	31.422	172	36.802	219	209
5	1:56.358	51.187	174	29.835	196	35.336	221	216	21	2:01.348	53.415	161	31.386	184	36.547	219	214
6	1:56.092	50.750	173	30.000	197	35.342	220	224	22	2:00.256	53.056	172	30.507	187	36.693	218	219
7	1:56.403	50.785	173	29.903	196	35.715	221	218	23	1:58.717	51.966	174	30.316	188	36.435	217	221
8	2:04.001	52.100	172	30.054	196	41.847		220	24	1:58.999	52.520	173	30.353	186	36.126	217	218
9	2:20.943	1:15.843	175	29.728	197	35.372	218		25	1:58.895	52.404	173	30.263	192	36.228	215	215
10	1:57.032	51.717	176	29.704	198	35.611	219	198	26	2:00.385	51.975	174	31.760	142	36.650	218	224
11	1:56.836	51.323	174	30.003	197	35.510	217	221	27	1:58.387	51.938	172	30.205	187	36.244	219	217
12	1:57.388	51.924	176	29.831	197	35.633	217	216	28	1:58.760	52.185	176	30.352	189	36.223	219	221
13	2:03.560	51.708	175	30.012	196	41.840		212	29	2:00.026	53.761	176	30.257	186	36.008	219	223
14	2:55.856	1:50.179	168	29.968	193	35.709	219		30	1:59.081	52.288	169	30.508	183	36.285	219	222
15	1:57.008	51.322	174	29.975	185	35.711	219	220									
16	1:58.922	52.333	172	30.230	184	36.359	219	218									



ADAC GT Masters

Vmax list Race 2

Provisional

Reg. Nr.: 0301.14.127

Sunday 11.5.2014 12:00



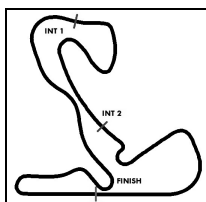
Circuit Zandvoort, Length: 4307 m

Air temperature: 10.3°C

Track temperature: 10.4°C

Weather condition: Wet

Nr	Team, Car, Driver, Nat	Top speed
19	PIXUM Team Schubert, BMW Z4 GT3 Hürtgen Claudia , DEU Baumann Dominik , AUT	240,11 km/h
2	Callaway Competition, Corvette Z06.R GT3 Assenheimer Patrick , DEU Alessi Diego , ITA	238,78 km/h
26	H.T.P. Motorsport, Mercedes-Benz SLS AMG GT3 Götz Maximilian , DEU Buhk Maximilian , DEU	238,46 km/h
11	Prosperia C. Abt Racing, Audi R8 LMS ultra Hamprecht Fabian , DEU Thiim Nicki , DNK	238,20 km/h
12	Prosperia C. Abt Racing, Audi R8 LMS ultra Jöns Christer , DEU Winkelhock Markus , DEU	235,96 km/h
20	PIXUM Team Schubert, BMW Z4 GT3 Sandritter Max , DEU Klingmann Jens , DEU	234,22 km/h
27	H.T.P. Motorsport, Mercedes-Benz SLS AMG GT3 Stolz Luca , DEU Frentzen Heinz-Harald , DEU	233,92 km/h
3	GW IT Racing Team Schütz Motorsport, Porsche 911 GT3 R Estre Kevin , FRA van Lagen Jaap , NLD	233,61 km/h
17	Callaway Competition, Corvette Z06.R GT3 Lips Remo , CHE Marionek Lennart , DEU	232,26 km/h
16	YACO Racing, Audi R8 LMS ultra Frey Rahel , CHE Geipel Philip , DEU	232,11 km/h
1	Callaway Competition, Corvette Z06.R GT3 Wirth Andreas , DEU Keilwitz Daniel , DEU	231,56 km/h
5	Farnbacher Racing, Porsche 911 GT3 R Morcom Nathan , AUS Farnbacher Mario , DEU	230,18 km/h
14	MRS GT-Racing, McLaren MP4-12C GT3 Spengler Florian , DEU Asmer Marko , EST	229,84 km/h
8	TONINO Team Herberth, Porsche 911 GT3 R Renauer Robert , DEU Siedler Norbert , AUT	229,54 km/h



Circuit Zandvoort, Length: 4307 m

Air temperature: 10.3°C

Track temperature: 10.4°C

Weather condition: Wet

ADAC GT Masters

Vmax list Race 2

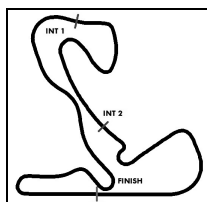
Provisional

Reg. Nr.: 0301.14.127

Sunday 11.5.2014 12:00



Nr	Team, Car, Driver, Nat	Top speed
10	Prosperia C. Abt Racing, Audi R8 LMS ultra van der Linde Kelvin , ZAF Rast Rene , DEU	229,40 km/h
23	ROWE RACING, Mercedes-Benz SLS AMG GT3 Seyffarth Jan , DEU Engel Maro , DEU	229,35 km/h
21	BKK Mobil Oil Zakspeed, Mercedes-Benz SLS AMG GT3 Ludwig Luca , DEU Day Alon , ISR	228,52 km/h
4	GW IT Racing Team Schütz Motorsport, Porsche 911 GT3 R Wossos Antonios , GRC Nathan Wolf , NLD	227,99 km/h
7	TONINO Team Herberth, Porsche 911 GT3 R Handlos Herbert , AUT Renauer Alfred , DEU	226,89 km/h
24	Reiter Engineering, Chevrolet Camaro GT von Thurn und Taxis Albert , DEU Kox Peter , NLD	225,09 km/h
13	RWT RACING Team, Corvette Z06.R GT3 Jahn David , DEU Barth Sven , DEU	224,63 km/h
100	kfzteile24 APR Motorsport, Audi R8 LMS ultra Stoll Florian , DEU Dobitsch Daniel , AUT	224,44 km/h
6	Farnbacher Racing, Porsche 911 GT3 R Asch Sebastian , DEU Frommenwiler Philipp , CHE	223,74 km/h
9	TONINO Team Herberth, Porsche 911 GT3 R Scholze Florian , DEU Jöst Dominik , DEU	221,22 km/h
18	Callaway Competition, Corvette Z06.R GT3 Seiler Toni , CHE Bleekemolen Jeroen , NLD	216,87 km/h



ADAC GT Masters

Pit stops Race 2



Provisional

Reg. Nr.: 0301.14.127

Sunday 11.5.2014 12:00

Circuit Zandvoort, Length: 4307 m

Air temperature: 10.6°C

Track temperature: 10.7°C

Weather condition: Wet

Nr	Driver in	Day time in	Time in	Driver out	Day time out	Time out	Nett Time
100	Daniel Dobitsch	12:16:57	15:56.522	Daniel Dobitsch	12:17:28	16:27.394	30.872
18	Jeroen Bleekemolen	12:20:57	19:56.464				
26	Maximilian Götz	12:26:09	25:08.203	Maximilian Götz	12:27:11	26:09.997	1:01.794
6	Philipp Frommenwiler	12:26:32	25:30.977	Philipp Frommenwiler	12:27:33	26:32.248	1:01.271
100	Daniel Dobitsch	12:27:13	26:12.314	Daniel Dobitsch	12:28:13	27:12.684	1:00.370
10	Rene Rast	12:27:52	26:51.187	Rene Rast	12:28:53	27:51.854	1:00.667
19	Dominik Baumann	12:28:02	27:01.600	Dominik Baumann	12:29:03	28:01.929	1:00.329
8	Norbert Siedler	12:28:19	27:18.398	Norbert Siedler	12:29:18	28:17.422	59.024
21	Alon Day	12:28:29	27:28.612	Luca Ludwig	12:29:34	28:32.849	1:04.237
17	Lennart Marioneck	12:29:09	28:07.748	Lennart Marioneck	12:30:10	29:09.057	1:01.309
4	Wolf Nathan	12:29:13	28:12.683	Wolf Nathan	12:30:23	29:22.185	1:09.502
12	Markus Winkelhock	12:29:54	28:52.818	Markus Winkelhock	12:30:55	29:54.347	1:01.529
23	Maro Engel	12:30:26	29:24.864	Jan Seyffarth	12:31:27	30:26.686	1:01.822
9	Dominik Jöst	12:30:53	29:51.906	Florian Scholze	12:31:53	30:52.399	1:00.493
16	Philip Geipel	12:30:53	29:52.418	Philip Geipel	12:31:54	30:53.153	1:00.735
7	Alfred Renauer	12:32:19	31:18.435	Alfred Renauer	12:33:21	32:20.063	1:01.628
14		12:32:58	31:57.219		12:34:03	33:02.738	1:05.519
8	Robert Renauer	12:33:16	32:15.318	Robert Renauer	12:33:37	32:36.550	21.232
3	Jaap van Lagen	12:33:32	32:30.755	Kevin Estre	12:34:33	33:31.958	1:01.203
11	Nicki Thiim	12:33:33	32:32.521	Nicki Thiim	12:34:34	33:33.242	1:00.721
1	Daniel Keilwitz	12:34:06	33:05.260	Daniel Keilwitz	12:35:09	34:07.947	1:02.687
5	Mario Farnbacher	12:34:19	33:18.650	Nathan Morcom	12:35:22	34:20.762	1:02.112
13	Sven Barth	12:34:31	33:30.663	Sven Barth	12:35:32	34:31.256	1:00.593
2	Diego Alessi	12:34:36	33:34.925				
20	Jens Klingmann	12:35:42	34:41.348	Jens Klingmann	12:36:43	35:42.065	1:00.717
16	Rahel Frey	12:42:08	41:07.552	Rahel Frey	12:43:14	42:13.339	1:05.787
3	Kevin Estre	13:04:11	1:03:09.936				
10	Kelvin van der Linde	13:04:19	1:03:17.943				
9	Florian Scholze	13:04:20	1:03:19.040	Florian Scholze	13:04:45	1:03:44.093	25.053
100	Florian Stoll	13:04:22	1:03:20.937	Florian Stoll	13:04:49	1:03:47.909	26.972
11	Fabian Hamprecht	13:04:24	1:03:22.813				
12	Christer Jöns	13:04:37	1:03:36.420				
19	Claudia Hürtgen	13:04:39	1:03:38.629				
26	Maximilian Götz	13:04:43	1:03:42.167				
17	Lennart Marioneck	13:04:44	1:03:43.708				