

ADAC GT Masters

Result List Race 1



Provisional

Reg. Nr.: CR 15/2016

Amended
23.7.2016 - 17:22

Red Bull Ring, Length: 4326m

Air temperature: 25.94°C

Track temperature: 31.91°C

Weather condition: Dry

Saturday, July 23, 2016 13:15:00

started : 32 classified : 23 not classified : 9

	Drivers	Team	Car	Laps	Total Time	Gap	Kph	Lap	Time	Kph
1	17 D.Jahn(DEU) /K.Estre(FRA)	KÜS TEAM75 Bernhard(DEU)	Porsche 911 GT3 R	40	1:02:53.740		165.0	8	1:28.784	175.4
2	8 F.Hamprecht(DEU)(J)/ C.Jöns(DEU)	Bentley Team Abt(DEU)	Bentley Continental GT3	40	1:02:57.285	3.545	164.8	8	1:28.779	175.4
3	77 J.Gounon(FRA) (J)/D.Keilwitz(DEU)	Callaway Competition(DEU)	Corvette C7 GT3	40	1:02:58.314	4.574	164.8	15	1:29.175	174.6
4	69 P.Assenheimer(DEU)(J)/ D.Schwager(DEU)	Callaway Competition(DEU)	Corvette C7 GT3	40	1:02:59.484	5.744	164.9	20	1:29.180	174.6
5	1 S.Asch(DEU) /L.Ludwig(DEU)	AMG - Team Zakspeed(DEU)	Mercedes-AMG GT3	40	1:03:00.616	6.876	164.8	21	1:29.116	174.7
6	63 R.Ineichen(CHE)(T)/ C.Engelhart(DEU)	GRT Grasser-Racing-Team(AUT)	LamborghiniHuracanGT3	40	1:03:01.383	7.643	164.8	36	1:29.128	174.7
7	21 N.Rogivue(CHE)(J)/ N.Sylvest(DNK)(J)	AMG - Team Zakspeed(DEU)	Mercedes-AMG GT3	40	1:03:01.927	8.187	164.7	38	1:29.215	174.5
8	25 D.Dobitsch(AUT)/ E.Sandström(SWE)	kfzteile24 - APR Motorsport(DEU)	Audi R8 LMS	40	1:03:03.206	9.466	164.7	39	1:29.157	174.6
9	13 R.Lips(CHE)(T)/ S.Barth(DEU)	RWT - Racing team(DEU)	Corvette Z06.R GT3	40	1:03:09.389	15.649	164.5	38	1:29.510	173.9
10	31 B.Said(USA)/ E.Curran(USA)	Callaway Competition(DEU)	Corvette C7 GT3	40	1:03:09.779	16.039	164.5	40	1:29.260	174.4
11	16 L.Stolz(DEU)(J) /G.Tweraser(AUT)	GRT Grasser-Racing-Team(AUT)	LamborghiniHuracanGT3	40	1:03:17.597	23.857	164.1	13	1:29.851	173.3
12	9 A.Weishaupt(DEU)(T)/ M.Holzer(DEU)	Bentley Team Abt(DEU)	Bentley Continental GT3	40	1:03:17.720	23.980	164.3	21	1:29.065	174.8
13	24 F.Stoll(DEU) /L.Vanthoor(BEL)	kfzteile24 - APR Motorsport(DEU)	Audi R8 LMS	40	1:03:18.364	24.624	163.9	36	1:28.765	175.4
14	50 P.Geipel(DEU) /M.Basseng(DEU)	YACO Racing(DEU)	Audi R8 LMS	40	1:03:18.857	25.117	164.1	15	1:29.895	173.2
15	6 E.Erhart(DEU)/ K.Snoeks(NLD)	HB Racing WDS Bau(AUT)	LamborghiniHuracanGT3	40	1:03:25.695	31.955	163.9	39	1:30.099	172.8
16	11 N.Pohler(DEU)(J) /M.Beretta(ITA)(J)	GRT Grasser-Racing-Team(AUT)	LamborghiniHuracanGT3	40	1:03:26.818	33.078	164.0	37	1:29.953	173.1
17	66 E.Lindholm(DEU)(J)/ A.Gies(DEU)(J)	ADACNSAAttemptoRacingTeam(DEU)	LamborghiniHuracanGT3	40	1:03:32.588	38.848	163.7	40	1:30.639	171.8
18	36 C.Zanella(CHE)/ M.Dienst(DEU)(J)	bigFMRacingTeamSchützMotorsport(Porsche 911 GT3 R	40	1:03:47.140	53.400	163.1	40	1:29.673	173.6
19	44 M.Ahlin-Kottulinsky(SWE)(J)/ M.Bonanomi(ITA)	Aust Motorsport(DEU)	Audi R8 LMS	40	1:03:49.885	56.145	164.1	40	1:30.054	172.9
20	33 C.Frankenhou(NLD)/ C.Haase(DEU)	Car Collection Motorsport(DEU)	Audi R8 LMS	40	1:03:53.782	1:00.042	164.0	36	1:29.783	173.4
21	35 F.Scholze(DEU)(T)/ K.Wendlinger(AUT)	Car Collection Motorsport(DEU)	MercedesBenzSLSAMGG	38	1:03:33.629	2 LAP	155.2	32	1:30.177	172.7
22	20 J.Krohn(FIN) /A.Felix da Costa(PRT)	Schubert Motorsport(DEU)	BMW M6 GT3	31	49:56.462	9 LAP	161.4	18	1:29.385	174.2
23	5 N.Siedler(AUT) /J.van Lagen(NLD)	HB Racing WDS Bau(AUT)	LamborghiniHuracanGT3	30	48:30.466	10 LAP	160.5	15	1:29.782	173.4
Not classified										
28	P.Hoevenaars(NLD)(J) /F.Vervisch(BEL)	MontaplastbyLand-Motorsport(DEU)	Audi R8 LMS	27	44:28.539	13 LAP	157.5	19	1:29.713	173.5
99	R.Renauer(DEU) /M.Ragginger(AUT)	Precote Herberth Motorsport(DEU)	Porsche 911 GT3 R	27	46:56.944	13 LAP	148.7	13	1:29.399	174.2
3	P.Kujala(FIN)(J) /M.Pavlovic(SRB)	Bonaldi Motorsport S.r.L(ITA)	LamborghiniHuracanGT3	26	42:48.817	14 LAP	157.6	20	1:30.239	172.5
22	S.Feige(DEU)(T)/ B.Schothorst(NLD)	MRS GT-Racing(DEU)	NissanGT-RNISMOGT3	25	56:45.449	15 LAP	113.1	23	1:29.922	173.1
15	M.Pommer(DEU) /M.Winkelhock(DEU)	Phoenix Racing(DEU)	Audi R8 LMS	23	36:25.024	17 LAP	164.2	14	1:30.397	172.2
29	C.De Phillippi(USA)(J)/ C.Mies(DEU)	MontaplastbyLand-Motorsport(DEU)	Audi R8 LMS	22	34:16.045	18 LAP	166.9	20	1:29.277	174.4
32	E.Zonzini(SMR)(J) /F.Spengler(DEU)	Bonaldi Motorsport S.r.L(ITA)	LamborghiniHuracanGT3	21	32:01.113	19 LAP	171.1	11	1:30.474	172.1
55	L.Schreier(DEU)(J) /X.Maassen(NLD)	Aust Motorsport(DEU)	Audi R8 LMS	17	25:53.563	23 LAP	171.5	13	1:30.229	172.6
34	I.Tutumlu Lopez(ESP) /K.van der Linde(ZAF)	Car Collection Motorsport(DEU)	Audi R8 LMS	5	1:03:43.282	35 LAP	120.0	5	1:32.217	168.8

Fastest lap of the race. Car 24 driver Florian Stoll on lap 36. Time 1:28.765, average speed 175.4 km/h.

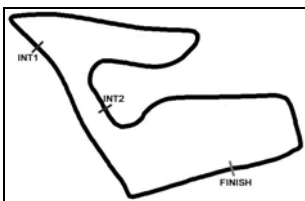
Following race director decision no. 74,75 drive trough penalty in exchange a time penalty of 30 seconds for car no. 33,44

Subject to final scrutineering!

Publications Time:

Clerk of the course:

Time Keeping:



ADAC GT Masters

Lap Chart Race 1

Provisional

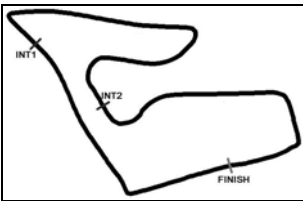


Red Bull Ring, Length: 4326 m

Saturday 23.July 2016 13:15

LapCha	1	2	3	4	5	6	7	8	9	10	11	12	13	14	15	16	17	18	19	20	21	22	23	24	25	26	27	28	29	30	31	32	33	34	35	36	37	38	39	40	41	42	43	44	45	
LAP 1	17	8	77	24	99	1	21	63	29	69	5	16	25	50	31	13	28	44	15	3	6	33	35	55	32	9	20	66	22	36	11	34'														
LAP 2	17	8	77	24	99	1	21	63	29	69	5	25	16	50	31	28	13	44	15	3	6	55	33	20	32	35	9	66	11	36	22	34'														
LAP 3	17	8	77	24	99	1	21	29	63	69	5	25	16	50	31	28	13	44	15	3	6	55	33	20	32	35	9	11	66	36	22	34'														
LAP 4	17	8	77	24	99	1	21	29	69	63	5	25	16	50	31	28	13	44	15	3	6	55	20	32	33	35	11	9	36	66	22	34'														
LAP 5	17	8	77	24	99	1	21	29	69	63	25	16	5	50	31	28	13	44	15	3	6	20	55	32	33	11	9	36	66	22	35	34'														
LAP 6	17	8	77	24	99	1	21	29	69	63	25	16	5	50	31	28	13	44	15	3	20	6	55	32	33	11	36	9	66	22	35															
LAP 7	17	8	77	24	99	1	21	29	69	63	25	16	5	50	31	28	13	44	15	20	3	6	55	32	11	33	36	9	66	35	22															
LAP 8	17	8	77	24	99	1	21	29	69	63	25	16	5	50	31	28	13	44	20	15	3	6	55	32	11	33	36	9	66	35	22'															
LAP 9	17	8	77	24	99	1	21	29	69	63	25	16	5	50	31	28	13	20	44	15	3	6	55	32	11	33	36	9	66	35	22'															
LAP 10	17	8	77	24	99	1	21	29	69	63	25	16	5	50	31	28	13	20	44	15	3	6	55	11	32	33	36	9	66	35	22'															
LAP 11	17	8	77	24	99	21	1	29	69	63	25	16	5	50	31	28	20	13	44	15	3	55	11	6	32	33	36	9	66	35'	22'															
LAP 12	17	8	77	24	99	21	1	29	69	63	25	16	5	50	31	28	20	13	44	15	3	55	6	32	33	36	11	9	66	35'	22'															
LAP 13	17	8	77	24	99	21	1	29	69	63	25	16	5	50	31	28	20	13	44	15	3	55	6	32	33	36	11	9	66	35'	22'															
LAP 14	17	8	77	24	99	21	1	29	69	63	25	16	5	50	31	20	28	13	44	15	3	55	6	32	33	36	11	9	66	35'	22'															
LAP 15	17	8	77	24	99	21	1	29	69	63	25	16	5	50	31	20	28	13	44	15	3	55	6	32	33	36	11	9	66	35'	22'															
LAP 16	17	8	77	24	99	21	1	29	69	63	25	16	5	50	31	20	28	13	44	15	3	55	6	32	33	36	11	9	66	35'	22'															
LAP 17	17	8	77	24	99	21	29	1	25	69	16	5	63	20	28	50	31	44	13	15	3	55	6	32	11	36	33	9	66	35'	22'															
LAP 18	17	8	77	24	99	21	29	25	16	20	28	5	3	44	6	32	15	11	66	9	1	69	63	50'	36'	13'	31'	33'	35'	22'																
LAP 19	17	8	77	99	24	21	25	16	20	28	3	32	6	11	66	29	1	69	63	5	50	36'	13'	31'	44'	33'	15'	9'	35'	22'																
LAP 20	17	8	99	25	16	20	28	3	32	66	24	77	29	21	1	69	63	5	50	36	13	31	44	6	33'	11'	15'	9'	35'	22'																
LAP 21	99	25	20	16	28	3	32	17	8	24	77	29	21	1	69	63	5	50	36	13	31	44	6	33	11	15'	9'	66'	35'	22'																
LAP 22	25	20	3	17	8	24	77	1	69	21	63	29	28	5	16	50	36	13	31	44	6	33	11	15	9	66	99'	35'	22'																	
LAP 23	17	8	24	77	1	69	21	63	25	28	20	5	16	50	36	13	31	3	44	6	33	11	9	15	66	99'	35'	22'																		
LAP 24	17	8	24	77	1	69	21	63	25	28	20	5	16	50	36	13	31	3	44	6	33	11	9	66	99'	35'	22'																			
LAP 25	17	8	24	77	1	69	21	63	25	28	20	5	16	50	36	13	31	3	44	6	33	11	9	66	99'	35'	22'																			
LAP 26	17	8	24	77	1	69	21	63	25	28	20	5	16	50	36	13	31	44	6	33	11	9	66	3	99'	35'																				
LAP 27	17	8	24	77	1	69	21	63	25	20	5	16	50	13	36	31	44	6	11	33	9	66	28	35'	99'																					
LAP 28	17	8	24	77	1	69	63	21	25	20	5	16	13	50	36	31	44	6	9	11	33	66	35'																							
LAP 29	17	8	24	77	1	69	63	21	25	20	5	13	16	50	31	44	6	9	11	36	33	66	35'																							
LAP 30	17	8	77	1	69	63	21	25	24	13	20	16	50	31	44	9	6	11	33	66	5	36	35'																							
LAP 31	17	8	77	1	69	63	21	25	13	31	16	50	44	9	6	11	33	24	66	20	36	35'																								
LAP 32	17	8	77	1	69	63	21	25	13	31	16	50	9	44	6	11	33	24	66	36	35'																									
LAP 33	17	8	77	69	1	63	21	25	13	31	16	9	50	44	6	11	33	24	66	36	35'																									
LAP 34	17	8	77	69	1	63	21	25	13	31	16	9	50	44	6	24	33	11	66	36	35'																									

. - PIT STOP ' - LAP BEHIND



ADAC GT Masters

Lap Chart Race 1

Provisional

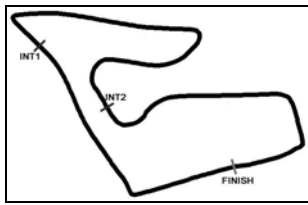


Red Bull Ring, Length: 4326 m

Saturday 23.July 2016 13:15

LapCha	1	2	3	4	5	6	7	8	9	10	11	12	13	14	15	16	17	18	19	20	21	22	23	24	25	26	27	28	29	30	31	32	33	34	35	36	37	38	39	40	41	42	43	44	45						
LAP 35	17	8	77	69	1	63	21	25	13	31	16	9	50	44	24	33	6	11	66	36	35'																														
LAP 36	17	8	77	69	1	63	21	25	13	31	16	9	50	44	24	33	6	11	66	36	35'																														
LAP 37	17	8	77	69	1	63	21	25	13	31	16	9	50	44	24	33	6	11	66	36	35'																														
LAP 38	17	8	77	69	1	63	21	25	13	31	16	9	50	24	44	33	6	11	66	36	35'																														
LAP 39	17	8	77	69	1	63	21	25	13	31	16	9	50	24	44	33	6	11	66	36																															
LAP 40	17	8	77	69	1	63	21	25	13	31	16	9	24	50	44	33	6	11	66	36																															

. - PIT STOP ' - LAP BEHIND



ADAC GT Masters

Sector List Race 1

Provisional



Red Bull Ring, Length: 4326m

Air temperature: 25.79°C

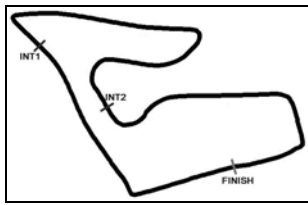
Track temperature: 31.84°C

Weather condition: Dry

Reg. Nr.: CR 15/2016

Saturday, July 23, 2016 13:15:00

Lap	Time	SE1	SP1	SE2	SP2	SE3	SP3	TSP	Lap	Time	SE1	SP1	SE2	SP2	SE3	SP3	TSP
99 Renauer, DEU / Ragginger, AUT									theoretical besttime: 1:29.238								
1	1:35.269	25.809	234	41.626	164	27.834	261		15	1:29.512	22.771	237	39.453	170	27.288	261	
2	1:30.824	22.949	235	40.066	165	27.809	260		16	1:29.846	22.887	237	39.462	171	27.497	260	
3	1:30.299	22.849	236	39.881	168	27.569	260		17	1:29.509	22.776	237	39.506	168	27.227	261	
4	1:29.937	22.815	237	39.556	168	27.566	261		18	1:29.670	22.815	237	39.467	168	27.388	263	
5	1:29.816	22.832	236	39.471	165	27.513	260		19	1:29.749	22.748	236	39.554	167	27.447	262	
6	1:29.789	22.990	236	39.445	171	27.354	260		20	1:30.196	22.979	236	39.632	165	27.585	260	
7	1:29.606	22.794	236	39.340	173	27.472	259		21	1:33.787	22.797	236	39.608	166	31.382		
8	1:29.565	22.759	237	39.448	169	27.358	260		22	4:06.304	1:22.628	233	40.233	177	2:03.443	33	
9	1:29.878	22.770	237	39.620	170	27.488	257		23	2:06.557	29.047	233	49.331	92	48.179		
10	1:29.773	22.835	237	39.448	169	27.490	260		24	4:33.446	3:11.331	230	47.957	169	34.158	256	
11	1:29.674	22.827	237	39.482	173	27.365	260		25	1:30.768	23.153	235	39.691	180	27.924	258	
12	1:29.711	22.870	235	39.505	171	27.336	261		26	1:30.060	22.911	236	39.497	181	27.652	257	
13	1:29.399	22.709	237	39.350	171	27.340	260		27	1:34.562	22.906	237	39.302	180	32.354		
14	1:29.438	22.764	237	39.358	169	27.316	262										



ADAC GT Masters

Pit Stops Race 1

Provisional



Red Bull Ring, Length: 4326m

Air temperature: 25.94°C

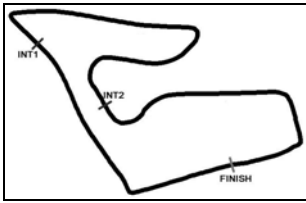
Track temperature: 31.91°C

Weather condition: Dry

Reg. Nr.: CR 15/2016

Saturday, July 23, 2016 13:15:00

Nr	Driver in	Day time in	Time in	Driver out	Day time out	Time out	Nett Time
22	Steve Feige	13:28:58.603	11:10.162	Steve Feige	13:44:28.833	26:40.392	15:30.230
35	Florian Scholze	13:36:25.781	18:37.340	Florian Scholze	13:38:06.609	20:18.168	1:40.828
1	Sebastian Asch	13:43:20.772	25:32.331	Sebastian Asch	13:44:29.257	26:40.816	1:08.485
69	Patrick Assenheimer	13:43:24.365	25:35.924	Patrick Assenheimer	13:44:31.386	26:42.945	1:07.021
63	Rolf Ineichen	13:43:27.099	25:38.658	Rolf Ineichen	13:44:35.434	26:46.993	1:08.335
50	Philip Geipel	13:43:31.584	25:43.143	Philip Geipel	13:44:37.175	26:48.734	1:05.591
31	Boris Said	13:43:33.022	25:44.581	Eric Curran	13:44:43.143	26:54.702	1:10.121
13	Remo Lips	13:43:35.945	25:47.504	Remo Lips	13:44:43.837	26:55.396	1:07.892
36	Christopher Zanella	13:43:46.656	25:58.215	Christopher Zanella	13:44:41.487	26:53.046	54.831
33	Christiaan Frankenhout	13:43:47.262	25:58.821	Christiaan Frankenhout	13:44:54.198	27:05.757	1:06.936
29	Connor De Phillippi	13:44:50.838	27:02.397	Christopher Mies	13:45:56.460	28:08.019	1:05.622
5	Norbert Siedler	13:45:00.465	27:12.024	Jaap van Lagen	13:46:06.324	28:17.883	1:05.859
44	Mikaela Ahlin-Kottulinsky	13:45:11.694	27:23.253	Mikaela Ahlin-Kottulinsky	13:46:17.518	28:29.077	1:05.824
15	Markus Pommer	13:45:12.915	27:24.474	Markus Winkelhock	13:46:30.274	28:41.833	1:17.359
9	Andreas Weishaupt	13:45:28.915	27:40.474	Andreas Weishaupt	13:46:39.285	28:50.844	1:10.370
77	Jules Gounon	13:46:14.766	28:26.325	Jules Gounon	13:47:23.078	29:34.637	1:08.312
24	Florian Stoll	13:46:15.244	28:26.803	Florian Stoll	13:47:21.863	29:33.422	1:06.619
21	Nikolaj Rogivue	13:46:20.145	28:31.704	Nicolai Sylvest	13:47:28.196	29:39.755	1:08.051
6	Elia Erhart	13:46:47.923	28:59.482	Elia Erhart	13:47:53.536	30:05.095	1:05.613
11	Nicolas Pohler	13:46:49.524	29:01.083	Nicolas Pohler	13:47:59.404	30:10.963	1:09.880
17	David Jahn	13:47:35.419	29:46.978	Kevin Estre	13:48:40.945	30:52.504	1:05.526
8	Christer Jöns	13:47:36.463	29:48.022	Christer Jöns	13:48:43.214	30:54.773	1:06.751
66	Emil Lindholm	13:48:28.617	30:40.176	Emil Lindholm	13:49:38.109	31:49.668	1:09.492
99	Robert Renauer	13:49:19.036	31:30.595	Robert Renauer	13:50:24.638	32:36.197	1:05.602
22	Bas Schothorst	13:49:24.609	31:36.168				
16	Luca Stolz	13:49:30.139	31:41.698	Gerhard Tweraser	13:50:38.918	32:50.477	1:08.779
28	Peter Hoevernaars	13:49:32.720	31:44.279	Peter Hoevernaars	13:50:38.047	32:49.606	1:05.327
35	Florian Scholze	13:50:20.379	32:31.938	Florian Scholze	13:51:28.886	33:40.445	1:08.507
25	Daniel Dobitsch	13:50:56.923	33:08.482	Daniel Dobitsch	13:52:03.093	34:14.652	1:06.170
20	Jesse Krohn	13:51:00.196	33:11.755	Jesse Krohn	13:52:06.483	34:18.042	1:06.287
3	Patrick Kujala	13:51:13.817	33:25.376	Milos Pavlovic	13:52:19.377	34:30.936	1:05.560
15	Markus Winkelhock	13:54:08.863	36:20.422				
99	Martin Ragginger	13:55:31.974	37:43.533	Martin Ragginger	13:58:25.805	40:37.364	2:53.831
3	Milos Pavlovic	14:00:32.634	42:44.193	Milos Pavlovic	14:04:13.058	46:24.617	3:40.424
28	Frederic Vervisch	14:02:12.057	44:23.616				
36	Marvin Dienst	14:04:30.541	46:42.100	Marvin Dienst	14:05:06.515	47:18.074	35.974
99	Martin Ragginger	14:04:40.742	46:52.301				
24	Florian Stoll	14:05:51.559	48:03.118	Florian Stoll	14:06:12.927	48:24.486	21.368
5	Jaap van Lagen	14:06:13.924	48:25.483				
20	Antonio Felix da Costa	14:07:40.339	49:51.898				
34	Kelvin van der Linde	14:11:13.964	53:25.523				
22	Bas Schothorst	14:12:13.154	54:24.713	Bas Schothorst	14:12:49.041	55:00.600	35.887
22	Bas Schothorst	14:14:29.215	56:40.774				
34	Isaac Tutumlu Lopez	14:16:06.638	58:18.197	Isaac Tutumlu Lopez	14:17:51.100	1:00:02.659	1:44.462



ADAC GT Masters

Pit Stops Race 1

Provisional

Reg. Nr.: CR 15/2016

Saturday, July 23, 2016 13:15:00



Red Bull Ring, Length: 4326m

Air temperature: 25.94°C

Track temperature: 31.91°C

Weather condition: Dry

Nr	Driver in	Day time in	Time in	Driver out	Day time out	Time out	Nett Time
34	Isaac Tutumlu Lopez	14:24:07.540	1:06:19.099				