

ADAC GT Masters

Result List Race 2



Provisional

Reg. Nr.: CR 15/2016

Amended
24.7.2016 - 17:36

Red Bull Ring, Length: 4326m

Air temperature: 31.39°C

Track temperature: 47.19°C

Weather condition: Dry

Sunday, July 24, 2016 12:15:00

started : 31 classified : 23 not classified : 8

	Drivers	Team	Car	Laps	Total Time	Gap	Kph	Lap	Time	Kph
1	77 J.Gounon(FRA)(J)/D.Keilwitz(DEU)	Callaway Competition(DEU)	Corvette C7 GT3	39	1:02:36.828		161.4	38	1:28.838	175.3
2	7 J.Lee Pepper(ZAF)(J)/D.Abt(DEU)	Bentley Team Abt(DEU)	Bentley Continental GT3	39	1:02:38.973	2.145	161.4	36	1:29.082	174.8
3	1 S.Asch(DEU)/L.Ludwig(DEU)	AMG - Team Zakspeed(DEU)	Mercedes-AMG GT3	39	1:02:42.537	5.709	161.3	21	1:29.299	174.3
4	63 R.Ineichen(CHE)(T)/C.Engelhart(DEU)	GRT Grasser-Racing-Team(AUT)	LamborghiniHuracanGT3	39	1:02:46.827	9.999	161.1	20	1:29.267	174.4
5	17 D.Jahn(DEU)/K.Estre(FRA)	KÜS TEAM75 Bernhard(DEU)	Porsche 911 GT3 R	39	1:02:47.850	11.022	161.2	12	1:29.721	173.5
6	29 C.De Phillippi(USA)(J)/C.Mies(DEU)	MontaplastbyLand-Motorsport(DEU)	Audi R8 LMS	39	1:02:48.020	11.192	161.2	18	1:29.587	173.8
7	8 F.Hamprecht(DEU)(J)/C.Jöns(DEU)	Bentley Team Abt(DEU)	Bentley Continental GT3	39	1:02:51.374	14.546	160.9	7	1:29.581	173.8
8	50 P.Geipel(DEU)/M.Basseng(DEU)	YACO Racing(DEU)	Audi R8 LMS	39	1:02:52.013	15.185	161.1	39	1:30.056	171.9
9	6 E.Erhart(DEU)/K.Snoeks(NLD)	HB Racing WDS Bau(AUT)	LamborghiniHuracanGT3	39	1:02:57.094	20.266	161.0	19	1:30.594	172.9
10	16 L.Stolz(DEU)(J)/G.Tweraser(AUT)	GRT Grasser-Racing-Team(AUT)	LamborghiniHuracanGT3	39	1:02:57.691	20.863	160.8	7	1:29.746	173.5
11	55 L.Schreier(DEU)(J)/X.Maassen(NLD)	Aust Motorsport(DEU)	Audi R8 LMS	39	1:02:58.524	21.696	160.8	37	1:30.294	172.4
12	5 N.Siedler(AUT)/J.van Lagen(NLD)	HB Racing WDS Bau(AUT)	LamborghiniHuracanGT3	39	1:03:00.540	23.712	160.8	16	1:29.955	173.1
13	66 E.Lindholm(DEU)(J)/A.Gies(DEU)(J)	ADACNSAAttemptoRacingTeam(DEL)	LamborghiniHuracanGT3	39	1:03:01.593	24.765	160.8	39	1:30.663	171.7
14	35 F.Scholze(DEU)(T)/K.Wendlinger(AUT)	Car Collection Motorsport(DEU)	MercedesBenzSLSAMGG	39	1:03:03.712	26.884	160.6	12	1:30.300	172.4
15	15 M.Pommer(DEU)/M.Winkelhock(DEU)	Phoenix Racing(DEU)	Audi R8 LMS	39	1:03:04.013	27.185	160.5	17	1:30.259	172.5
16	34 I.Tutumlu Lopez(ESP)/K.van der Linde(ZAF)	Car Collection Motorsport(DEU)	Audi R8 LMS	39	1:03:05.745	28.917	160.6	7	1:30.799	171.5
17	13 R.Lips(CHE)(T)/S.Barth(DEU)	RWT - Racing team(DEU)	Corvette Z06.R GT3	39	1:03:12.025	35.197	161.4	18	1:29.538	173.9
18	21 N.Rogivue(CHE)(J)/N.Sylvest(DNK)(J)	AMG - Team Zakspeed(DEU)	Mercedes-AMG GT3	39	1:03:19.885	43.057	161.1	39	1:29.434	174.1
19	11 M.Beretta(ITA)(J)/N.Pohler(DEU)(J)	GRT Grasser-Racing-Team(AUT)	LamborghiniHuracanGT3	38	1:02:58.127	1LAPS	156.6	21	1:30.122	172.8
20	44 M.Ahlin-Kottulinsky(SWE)(J)/M.Bonanomi(ITA)	Aust Motorsport(DEU)	Audi R8 LMS	38	1:03:06.875	1LAPS	156.3	9	1:30.844	171.4
21	3 P.Kujala(FIN)(J)/M.Pavlovic(SRB)	Bonaldi Motorsport S.r.L(ITA)	LamborghiniHuracanGT3	37	59:54.183	2 LAP	160.5	37	1:30.818	171.4
22	31 B.Said(USA)/E.Curran(USA)	Callaway Competition(DEU)	Corvette C7 GT3	36	58:34.105	3 LAP	159.4	7	1:28.459	176.0
23	28 P.Hoevenaars(NLD)(J)/F.Vervisch(BEL)	MontaplastbyLand-Motorsport(DEU)	Audi R8 LMS	33	53:48.086	6 LAP	159.3	21	1:29.948	173.1
Not classified										
9	A.Weishaupt(DEU)(T)/M.Holzer(DEU)	Bentley Team Abt(DEU)	Bentley Continental GT3	26	41:13.722	13 LAP	163.8	6	1:29.645	173.7
36	C.Zanella(CHE)/M.Dienst(DEU)(J)	bigFMRacingTeamSchützMotorsport(I)	Porsche 911 GT3 R	26	41:14.141	13 LAP	163.9	18	1:30.323	172.4
22	S.Feige(DEU)(T)/B.Schothorst(NLD)	MRS GT-Racing(DEU)	Nissan GT-RNISMOGT3	25	41:11.501	14 LAP	158.4	15	1:30.138	172.7
99	R.Renauer(DEU)/M.Ragginger(AUT)	Precote Herberth Motorsport(DEU)	Porsche 911 GT3 R	24	1:02:59.380	15 LAP	97.2	12	1:29.662	173.6
33	C.Frankenhout(NLD)/C.Haase(DEU)	Car Collection Motorsport(DEU)	Audi R8 LMS	18	28:12.551	21 LAP	166.1	15	1:30.644	171.8
20	J.Krohn(FIN)/A.Felix da Costa(PRT)	Schubert Motorsport(DEU)	BMW M6 GT3	17	25:41.238	22 LAP	172.1	7	1:29.531	173.9
69	P.Assenheimer(DEU)(J)/D.Schwager(DEU)	Callaway Competition(DEU)	Corvette C7 GT3	8	13:20.644	31 LAP	154.3	7	1:29.524	173.9
32	E.Zonzini(SMR)(J)/F.Spengler(DEU)	Bonaldi Motorsport S.r.L(ITA)	LamborghiniHuracanGT3	4	6:22.088	35 LAP	167.0	3	1:32.102	169.0
Excluded										
24	F.Stoll(DEU)/L.Vanthoor(BEL)	kfzteile24 - APR Motorsport(DEU)	Audi R8 LMS							
25	D.Dobitsch(AUT)/E.Sandström(SWE)	kfzteile24 - APR Motorsport(DEU)	Audi R8 LMS							

Fastest lap of the race. Car 31 driver Eric Curran on lap 7. Time 1:28.459, average speed 176.0 km/h.

Following race director decision no. 102 drive trough penalty in exchange a time penalty of 30 seconds for car no. 21

Following race stewards decision no. 112 drive trough penalty in exchange a time penalty of 30 seconds for car no. 13

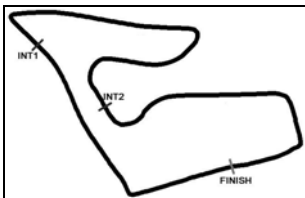
Following stewards decision no. 120/121 exclusion for car no. 24, 25

Subject to final scrutineering!

Publications Time:

Clerk of the course:

Time Keeping:



ADAC GT Masters

Lap Chart Race 2

Provisional

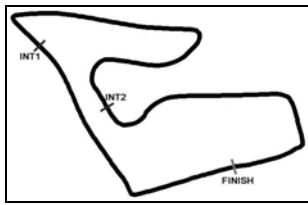


Red Bull Ring, Length: 4326 m

Sunday 24.July 2016 12:15

LapCha	1	2	3	4	5	6	7	8	9	10	11	12	13	14	15	16	17	18	19	20	21	22	23	24	25	26	27	28	29	30	31	32	33	34	35	36	37	38	39	40	41	42	43	44	45					
LAP 35	24	77	7	13	1	63	25	17	29	5	8	21	50	31	3	6	16	55	66	15	35	34	11'	44'																										
LAP 36	24	77	7	13	1	63	25	17	29	5	21	8	50	3	6	16	55	66	35	15	34	31	11'	44'																										
LAP 37	24	77	7	13	1	63	25	17	29	5	21	8	50	3	6	16	55	66	35	15	34	11'	44'																											
LAP 38	24	77	7	13	1	63	25	17	29	21	8	50	5	6	16	55	66	35	15	34	11'	44'																												
LAP 39	24	77	7	13	1	63	25	17	29	21	8	50	6	16	55	5	66	35	15	34																														

.. - PIT STOP ' - LAP BEHIND



ADAC GT Masters

Sector List Race 2

Provisional



Red Bull Ring, Length: 4326m

Air temperature: 31.39°C

Track temperature: 47.19°C

Weather condition: Dry

Reg. Nr.: CR 15/2016

Sunday, July 24, 2016 12:15:00

Lap	Time	SE1	SP1	SE2	SP2	SE3	SP3	TSP	Lap	Time	SE1	SP1	SE2	SP2	SE3	SP3	TSP
13	1:29.914	22.727	238	39.708	177	27.479	206		33	1:31.256	22.832	240	40.284	171	28.140	206	
14	1:29.939	22.791	237	39.586	173	27.562	206		34	1:30.777	23.415	233	39.692	174	27.670	207	
15	1:30.009	22.786	237	39.639	176	27.584	206		35	1:30.001	22.776	239	39.630	169	27.595	205	
16	1:30.089	22.744	237	39.634	177	27.711	204		36	1:30.048	22.804	239	39.602	171	27.642	206	
17	1:29.872	22.849	237	39.537	173	27.486	207		37	1:29.868	22.718	240	39.531	172	27.619	207	
18	1:29.747	22.722	237	39.617	169	27.408	208		38	1:30.121	22.800	239	39.570	171	27.751	207	
19	1:34.946	22.748	237	39.814	165	32.384			39	1:31.154	22.812	240	40.163	173	28.179	206	
20	2:32.203	1:24.994	234	39.591	173	27.618	205										

20 Krohn, FIN / Felix da Costa , PRT

theoretical besttime: 1:29.349

1	1:34.051	25.479	230	40.942	165	27.630	204		10	1:29.875	22.771	234	39.614	168	27.490	206	
2	1:30.011	22.919	234	39.821	166	27.271	207		11	1:30.291	22.857	234	39.959	168	27.475	204	
3	1:29.665	22.832	234	39.444	170	27.389	205		12	1:29.859	22.873	236	39.597	169	27.389	206	
4	1:29.558	22.723	233	39.533	170	27.302	205		13	1:29.593	22.713	237	39.439	171	27.441	204	
5	1:29.739	22.826	236	39.614	169	27.299	207		14	1:30.318	22.740	235	40.179	170	27.399	205	
6	1:29.561	22.750	235	39.519	167	27.292	205		15	1:30.092	22.865	234	39.829	168	27.398	206	
7	1:29.531	22.800	234	39.462	165	27.269	206		16	1:29.656	22.810	235	39.406	171	27.440	206	
8	1:35.355	22.674	235	45.228	170	27.453	208		17	1:34.209	22.852	235	39.629	169	31.728		
9	1:29.874	22.775	234	39.773	170	27.326	206		18					52			

21 Rogivue, CHE / Sylvest, DNK

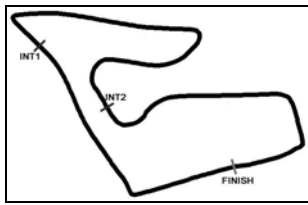
theoretical besttime: 1:29.117

1	1:36.874	26.640	224	42.170	165	28.064	204		21	1:29.875	22.755	235	39.705	163	27.415	206	
2	1:32.649	23.418	234	41.197	181	28.034	205		22	1:29.846	22.890	235	39.569	164	27.387	206	
3	1:30.450	23.097	233	39.769	173	27.584	204		23	1:29.827	22.900	235	39.508	163	27.419	204	
4	1:30.046	23.018	233	39.529	175	27.499	204		24	1:33.945	23.024	235	40.613	151	30.308	176	
5	1:30.289	23.019	235	39.635	175	27.635	205		25	1:48.105	25.154	216	43.219	133	39.732	125	
6	1:30.717	22.998	234	39.782	159	27.937	204		26	2:01.273	33.807	94	54.621	115	32.845	203	
7	1:31.641	23.467	230	40.418	170	27.756	204		27	1:34.521	23.466	237	42.317	162	28.738	188	
8	1:30.171	23.054	235	39.591	177	27.526	204		28	2:02.130	27.680	120	53.979	116	40.471	156	
9	1:30.078	23.030	234	39.506	175	27.542	205		29	2:00.771	28.411	185	54.480	105	37.880	170	
10	1:30.184	23.036	234	39.545	173	27.603	204		30	2:01.948	29.895	165	52.536	127	39.517	118	
11	1:29.815	22.945	233	39.520	178	27.350	205		31	1:51.228	27.871	151	50.128	135	33.229	206	
12	1:29.854	23.009	233	39.470	176	27.375	207		32	1:33.000	23.196	237	41.734	156	28.070	206	
13	1:29.680	22.915	233	39.421	177	27.344	205		33	1:30.858	23.022	237	40.023	162	27.813	206	
14	1:30.069	23.030	231	39.476	175	27.563	203		34	1:31.005	22.880	237	40.401	156	27.724	204	
15	1:29.857	23.066	232	39.270	177	27.521	205		35	1:30.862	22.958	237	40.300	158	27.604	205	
16	1:29.959	22.890	234	39.499	172	27.570	204		36	1:30.357	22.854	236	40.088	163	27.415	206	
17	1:33.897	23.107	233	39.526	172	31.264			37	1:30.959	22.802	237	40.156	157	28.001	206	
18	2:32.340	1:23.977	230	39.983	158	28.380	204		38	1:29.680	22.884	235	39.704	165	27.092	206	
19	1:32.059	24.791	230	39.559	161	27.709	204		39	1:29.434	22.922	235	39.385	159	27.127	206	
20	1:29.632	22.944	235	39.339	161	27.349	206										

22 Feige, DEU / Schothorst, NLD

theoretical besttime: 1:29.846

1	1:52.252	44.033	219	40.214	165	28.005	206		14	1:30.375	22.888	240	39.902	161	27.585	206	
2	1:30.461	22.925	240	39.702	166	27.834	207		15	1:30.138	22.835	240	39.821	164	27.482	206	
3	1:30.814	22.800	241	40.296	165	27.718	207		16	1:30.184	22.810	241	39.753	163	27.621	206	
4	1:30.592	22.866	240	39.913	156	27.813	206		17	1:30.186	22.840	241	39.644	167	27.702	207	
5	1:30.364	22.863	241	39.776	163	27.725	207		18	1:30.548	22.720	241	39.981	161	27.847	206	
6	1:30.455	22.952	240	39.788	162	27.715	206		19	1:30.818	22.782	241	40.311	164	27.725	207	
7	1:30.518	22.783	242	40.147	163	27.588	207		20	1:30.702	22.873	236	39.971	157	27.858	206	
8	1:30.517	22.728	242	39.990	161	27.799	206		21	1:30.980	22.980	237	39.956	156	28.044	206	
9	1:30.662	22.841	243	40.001	157	27.820	206		22	1:36.541	23.139	240	40.114	165	33.288		
10	1:30.496	22.758	242	39.934	166	27.804	207		23	3:19.275	2:07.673	221	41.885	168	29.717	196	
11	1:31.749	22.892	237	40.733	174	28.124	206		24	2:04.437	26.571	102	58.031	104	39.835	163	
12	1:30.935	22.804	242	40.196	160	27.935	208		25	2:06.912	34.256	132	55.232	115	37.424	198	
13	1:30.590	22.933	240	39.973	159	27.684	205		26		24.180	232					



ADAC GT Masters

Sector List Race 2

Provisional



Red Bull Ring, Length: 4326m

Air temperature: 31.39°C

Track temperature: 47.19°C

Weather condition: Dry

Reg. Nr.: CR 15/2016

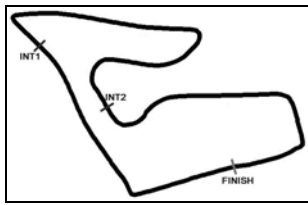
Sunday, July 24, 2016 12:15:00

Lap	Time	SE1	SP1	SE2	SP2	SE3	SP3	TSP	Lap	Time	SE1	SP1	SE2	SP2	SE3	SP3	TSP
8	1:29.176	22.721	238	39.237	161	27.218	207		28	2:02.042	28.116	154	54.531	98	39.395	156	
9	1:29.292	22.694	237	39.236	165	27.362	207		29	2:01.791	28.919	131	54.113	92	38.759	166	
10	1:28.951	22.702	239	39.074	161	27.175	206		30	2:00.488	28.302	146	53.626	104	38.560	182	
11	1:29.362	22.801	236	39.248	161	27.313	208		31	1:55.397	28.313	138	51.363	125	35.721	207	
12	1:28.945	22.688	238	39.105	162	27.152	208		32	1:31.288	23.137	235	40.386	164	27.765	208	
13	1:28.991	22.638	237	39.111	161	27.242	207		33	1:29.770	22.860	238	39.473	172	27.437	209	
14	1:29.154	22.720	236	39.075	165	27.359	206		34	1:29.227	22.643	241	39.266	170	27.318	209	
15	1:29.039	22.741	237	39.023	165	27.275	206		35	1:29.196	22.645	240	39.200	170	27.351	209	
16	1:29.186	22.726	236	39.095	164	27.365	206		36	1:29.161	22.747	238	39.124	174	27.290	210	
17	1:29.043	22.714	236	39.072	162	27.257	207		37	1:29.182	22.571	240	39.293	174	27.318	208	
18	1:29.371	22.775	237	39.172	164	27.424	208		38	1:28.838	22.595	239	39.063	172	27.180	210	
19	1:28.939	22.616	238	39.030	158	27.293	207		39	1:29.255	22.576	238	39.318	171	27.361	209	
20	1:30.113	22.795	238	39.703	152	27.615	208										

99 Renauer, DEU / Ragginger, AUT

theoretical besttime: 1:29.379

1	1:37.475	27.249	236	41.888	158	28.338	206		13	1:29.992	22.895	238	39.574	178	27.523	204	
2	1:31.054	23.056	241	40.139	173	27.859	206		14	1:29.919	22.807	237	39.623	175	27.489	205	
3	1:30.476	23.138	237	39.571	174	27.767	206		15	1:29.765	22.798	237	39.395	174	27.572	204	
4	1:30.041	22.649	240	39.686	171	27.706	206		16	1:29.795	22.722	237	39.470	177	27.603	205	
5	1:30.798	22.895	238	40.176	173	27.727	206		17	1:29.985	22.799	238	39.536	175	27.650	205	
6	1:31.108	22.906	237	40.157	167	28.045	201		18	1:30.540	22.938	237	39.907	175	27.695	204	
7	1:30.861	23.337	237	39.859	177	27.665	204		19	1:34.890	22.852	238	39.580	171	32.458		
8	1:29.854	22.834	238	39.564	180	27.456	206		20	27:11.486	26:03.467	229	40.684	163	27.335	205	
9	1:29.855	22.747	238	39.544	176	27.564	205		21	1:40.431	22.865	235	40.961	162	36.605		
10	1:30.027	22.894	236	39.555	180	27.578	205		22	2:15.122	1:03.205	98	44.042	161	27.875	201	
11	1:30.128	22.737	238	39.462	177	27.929	206		23	1:30.779	22.817	238	40.562	167	27.400	206	
12	1:29.662	22.751	237	39.457	178	27.454	206		24	1:35.337	24.701	233	42.733	160	27.903	205	



ADAC GT Masters

Pit Stops Race 2



Provisional

Reg. Nr.: CR 15/2016

Sunday, July 24, 2016 12:15:00

Red Bull Ring, Length: 4326m

Air temperature: 31.39°C

Track temperature: 47.19°C

Weather condition: Dry

Nr	Driver in	Day time in	Time in	Driver out	Day time out	Time out	Nett Time
31	Eric Curran	12:19:44.589	4:47.611	Eric Curran	12:20:27.434	5:30.456	42.845
44	Marco Bonanomi	12:21:29.585	6:32.607	Marco Bonanomi	12:22:28.593	7:31.615	59.008
16	Gerhard Tweraser	12:22:38.098	7:41.120	Gerhard Tweraser	12:23:00.002	8:03.024	21.904
69	Dominik Schwager	12:28:11.590	13:14.612				
11	Nicolas Pohler	12:30:35.774	15:38.796	Nicolas Pohler	12:31:27.634	16:30.656	51.860
33	Christopher Haase	12:33:26.838	18:29.860	Christopher Haase	12:34:04.955	19:07.977	38.117
11	Nicolas Pohler	12:39:02.641	24:05.663	Nicolas Pohler	12:39:24.561	24:27.583	21.920
20	Antonio Felix da Costa	12:40:33.659	25:36.681	Antonio Felix da Costa	12:41:40.559	26:43.581	1:06.900
8	Christer Jöns	12:40:36.028	25:39.050	Christer Jöns	12:41:42.509	26:45.531	1:06.481
21	Nicolai Sylvest	12:40:38.632	25:41.654	Nikolaj Rogivue	12:41:45.230	26:48.252	1:06.598
50	Marc Basseng	12:40:52.497	25:55.519	Marc Basseng	12:41:57.693	27:00.715	1:05.196
34	Kelvin van der Linde	12:41:03.204	26:06.226	Isaac Tutumlu Lopez	12:42:17.193	27:20.215	1:13.989
16	Gerhard Tweraser	12:41:04.143	26:07.165	Gerhard Tweraser	12:42:28.494	27:31.516	1:24.351
55	Xavier Maassen	12:41:05.972	26:08.994	Xavier Maassen	12:42:45.058	27:48.080	1:39.086
11	Nicolas Pohler	12:42:24.953	27:27.975	Nicolas Pohler	12:43:33.229	28:36.251	1:08.276
15	Markus Winkelhock	12:42:39.088	27:42.110	Markus Winkelhock	12:43:45.575	28:48.597	1:06.487
7	Daniel Abt	12:43:26.736	28:29.758	Jordan Lee Pepper	12:44:32.164	29:35.186	1:05.428
99	Martin Ragginger	12:43:38.475	28:41.497	Robert Renauer	13:09:23.036	54:26.058	25:44.561
17	Kevin Estre	12:43:38.977	28:41.999	David Jahn	12:44:47.004	29:50.026	1:08.027
44	Marco Bonanomi	12:44:00.682	29:03.704	Marco Bonanomi	12:45:12.241	30:15.263	1:11.559
36	Marvin Dienst	12:45:22.205	30:25.227	Marvin Dienst	12:46:28.474	31:31.496	1:06.269
3	Milos Pavlovic	12:45:36.240	30:39.262	Patrick Kujala	12:46:44.093	31:47.115	1:07.853
66	Andre Gies	12:45:41.032	30:44.054	Andre Gies	12:46:47.191	31:50.213	1:06.159
77	Daniel Keilwitz	12:46:15.672	31:18.694	Daniel Keilwitz	12:47:24.854	32:27.876	1:09.182
29	Christopher Mies	12:46:38.235	31:41.257	Connor De Phillippi	12:47:44.725	32:47.747	1:06.490
6	Kelvin Snoeks	12:47:06.148	32:09.170	Kelvin Snoeks	12:48:12.877	33:15.899	1:06.729
31	Eric Curran	12:47:11.769	32:14.791	Boris Said	12:48:17.888	33:20.910	1:06.119
24	Laurens Vanthoor	12:47:43.940	32:46.962	Florian Stoll	12:48:51.501	33:54.523	1:07.561
1	Luca Ludwig	12:47:59.186	33:02.208	Luca Ludwig	12:49:06.317	34:09.339	1:07.131
13	Sven Barth	12:48:02.035	33:05.057	Remo Lips	12:49:07.320	34:10.342	1:05.285
35	Karl Wendlinger	12:48:26.304	33:29.326	Karl Wendlinger	12:49:52.812	34:55.834	1:26.508
28	Frederic Vervisch	12:48:26.811	33:29.833	Peter Hoevernaars	12:49:33.011	34:36.033	1:06.200
5	Jaap van Lagen	12:48:27.948	33:30.970	Norbert Siedler	12:49:33.728	34:36.750	1:05.780
22	Bas Schothorst	12:48:33.124	33:36.146	Bas Schothorst	12:50:21.059	35:24.081	1:47.935
63	Christian Engelhart	12:49:24.784	34:27.806	Rolf Ineichen	12:50:31.433	35:34.455	1:06.649
25	Edward Sandström	12:49:34.377	34:37.399	Daniel Dobitsch	12:50:41.545	35:44.567	1:07.168
9	Marco Holzer	12:49:37.220	34:40.242	Andreas Weishaupt	12:50:45.188	35:48.210	1:07.968
99	Robert Renauer	13:12:30.288	57:33.310	Robert Renauer	13:13:05.553	58:08.575	35.265
31	Boris Said	13:13:26.076	58:29.098				